



TETĀ VIRU
MOHENDAPY
Motenondcha
Ministerio de
HACIENDA

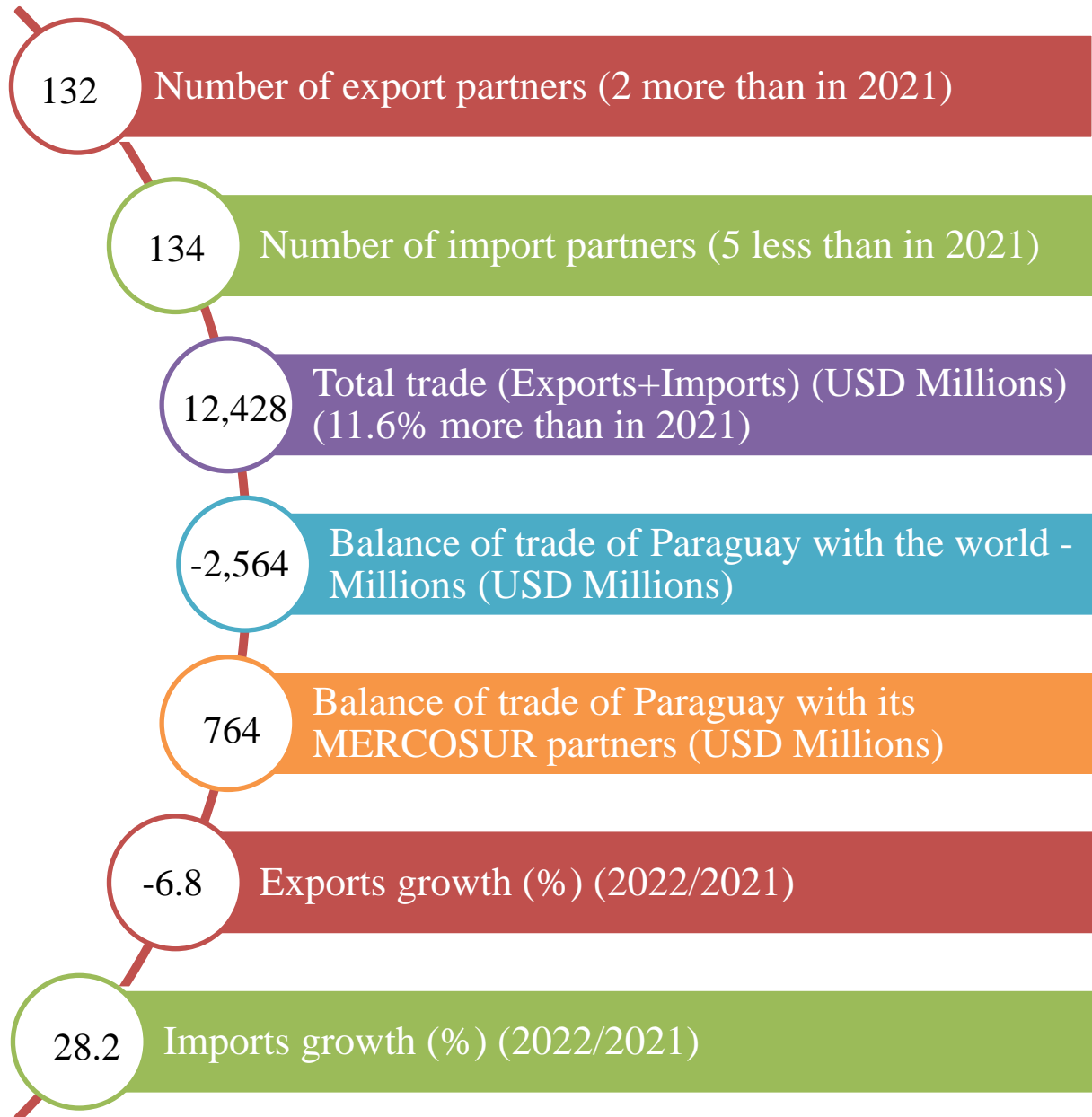
■ TETĀ REKUĀI
■ GOBIERNO NACIONAL

Paraguay
de la gente

Subsecretaría de Estado de Economía

TRADE INDICATORS OF PARAGUAY

June 2022



Source: Directorate of Integration – Department of Commerce Strategies, based on data reported by the Central Bank of Paraguay





TETĀ VIRU
MOHENDAPY
Motenondcha
Ministerio de
HACIENDA

■ TETĀ REKUĀI
■ GOBIERNO NACIONAL

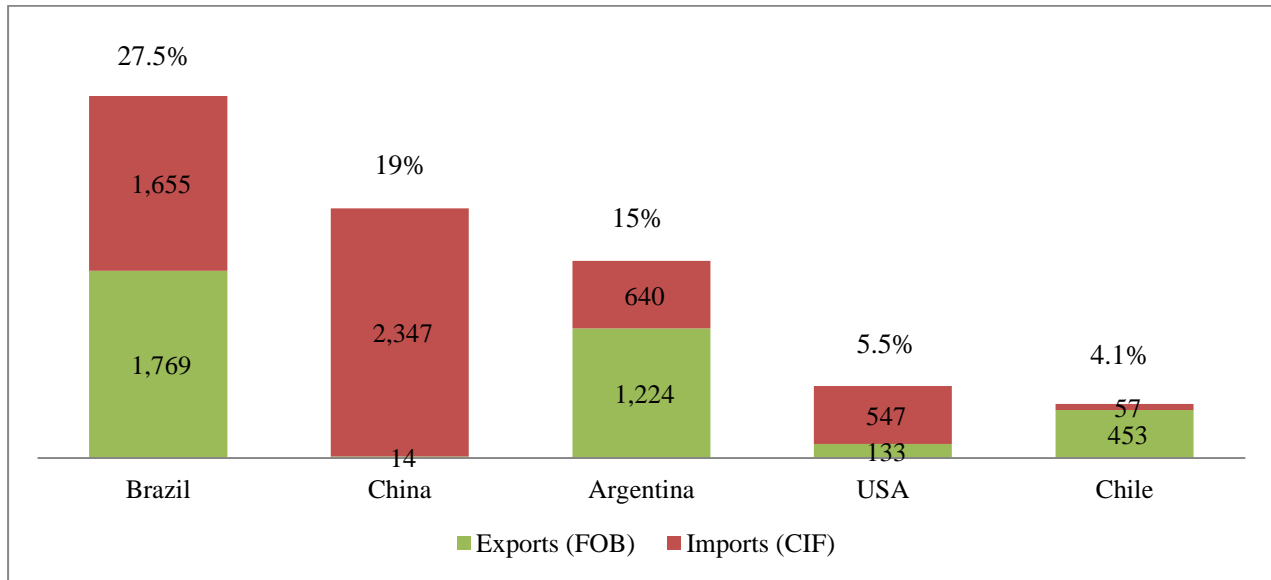
Paraguay
de la gente

Subsecretaría de Estado de Economía

Top trading partners of Paraguay

January-June 2022

Share in total trade (percent)

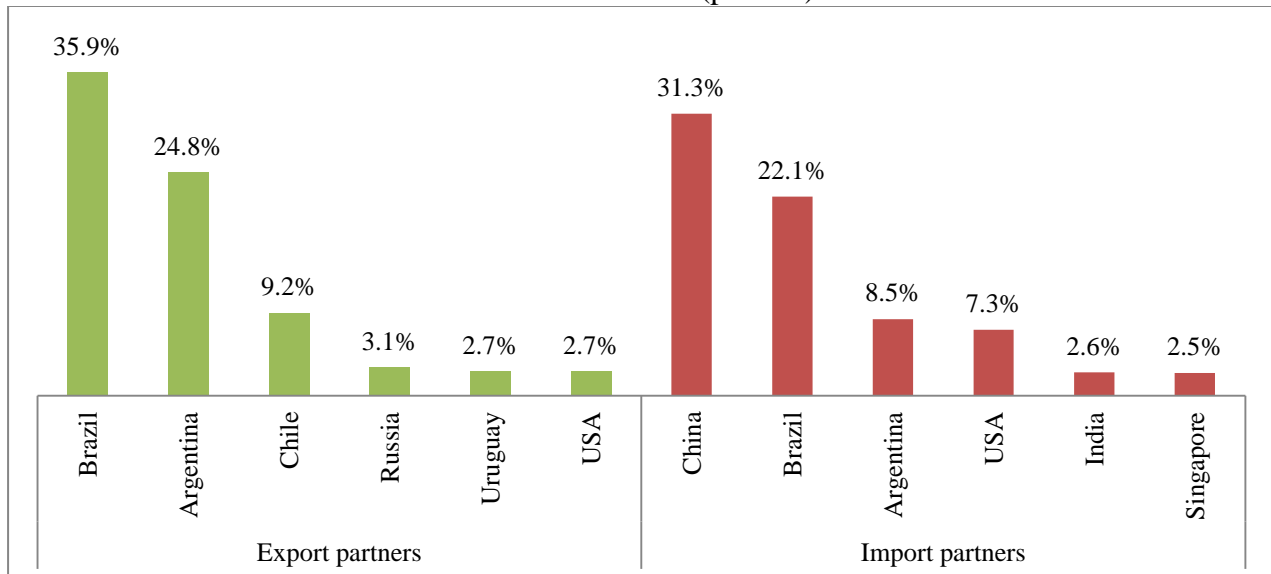


Source: Directorate of Integration – Department of Commerce Strategies, based on data reported by the Central Bank of Paraguay

Top import and export partners of Paraguay

January-June 2022

Share in total trade (percent)



Source: Directorate of Integration – Department of Commerce Strategies, based on data reported by the Central Bank of Paraguay

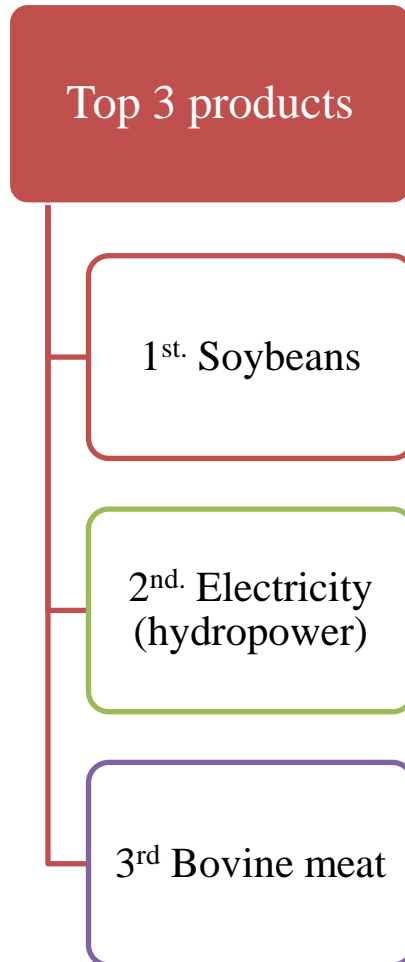




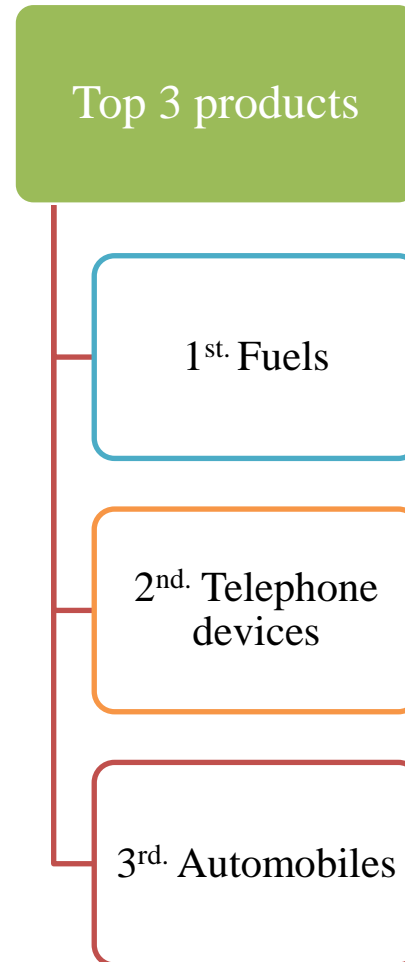
Subsecretaría de Estado de Economía

Top traded goods
January-June 2022

Exports



Imports



Source: Directorate of Integration – Department of Commerce Strategies, based on data reported by the Central Bank of Paraguay





TETĀ VIRU
MOHENDAPY
Motenondcha
Ministerio de
HACIENDA

TETĀ REKUĀI
GOBIERNO NACIONAL

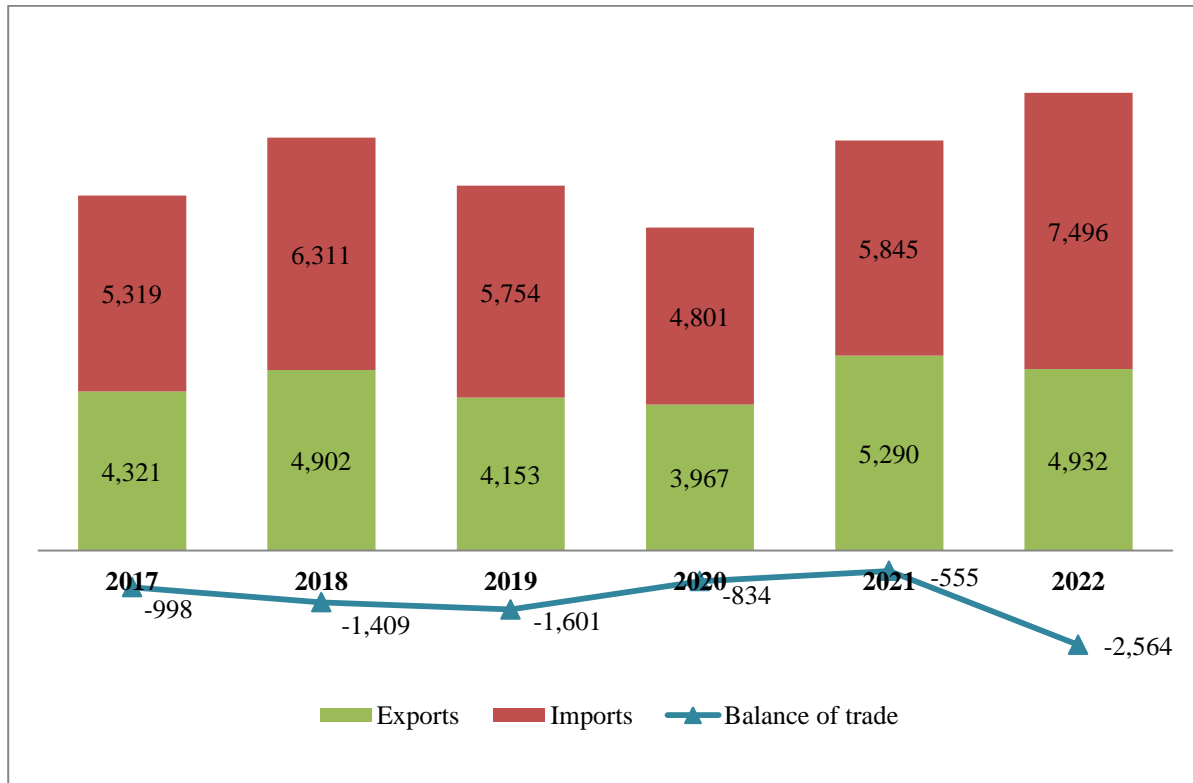
Paraguay
de la gente

Subsecretaría de Estado de Economía

Overall trade detailed series

January-June 2017-2022

Millions (USD)



Source: Directorate of Integration – Department of Commerce Strategies, based on data reported by the Central Bank of Paraguay

Notes: (*) Exports expressed as FOB value
(**) Imports expressed as CIF value





Subsecretaría de Estado de Economía

Summary of the Paraguayan International Trade

Exports (FOB)

- January-June 2021: USD 5,290 million
- January-June 2022: USD 4,932 million
- Change in value: USD -358 million
- Percent change: -6.8%

Countries or trade blocs that mostly impacted on exports growth

- Russia (USD -225 million)
- MERCOSUR (USD -134 million)
- ASEAN (USD 108 million)

Products that mostly impacted on exports outcome

- Soybeans (USD -703 million)
- Electric power (USD -115 million)
- Soybean oil (USD 109 million)

Source: Directorate of Integration – Department of Commerce Strategies, based on data reported by the Central Bank of Paraguay

Imports (CIF)

- January-June 2021: USD 5,845 million
- January-June 2022: USD 7,496 million
- Change in value: USD 1,651 million
- Percent change: 28.2%

Countries or trade blocs that mostly impacted on imports growth

- China (USD 671 million)
- MERCOSUR (USD 346 million)

Products that mostly impacted on imports outcome

- Fuel (USD 370 million)
- Telephone devices (USD 140 million)
- Lands machinery (USD -41 million)

Source: Directorate of Integration – Department of Commerce Strategies, based on data reported by the Central Bank of Paraguay

