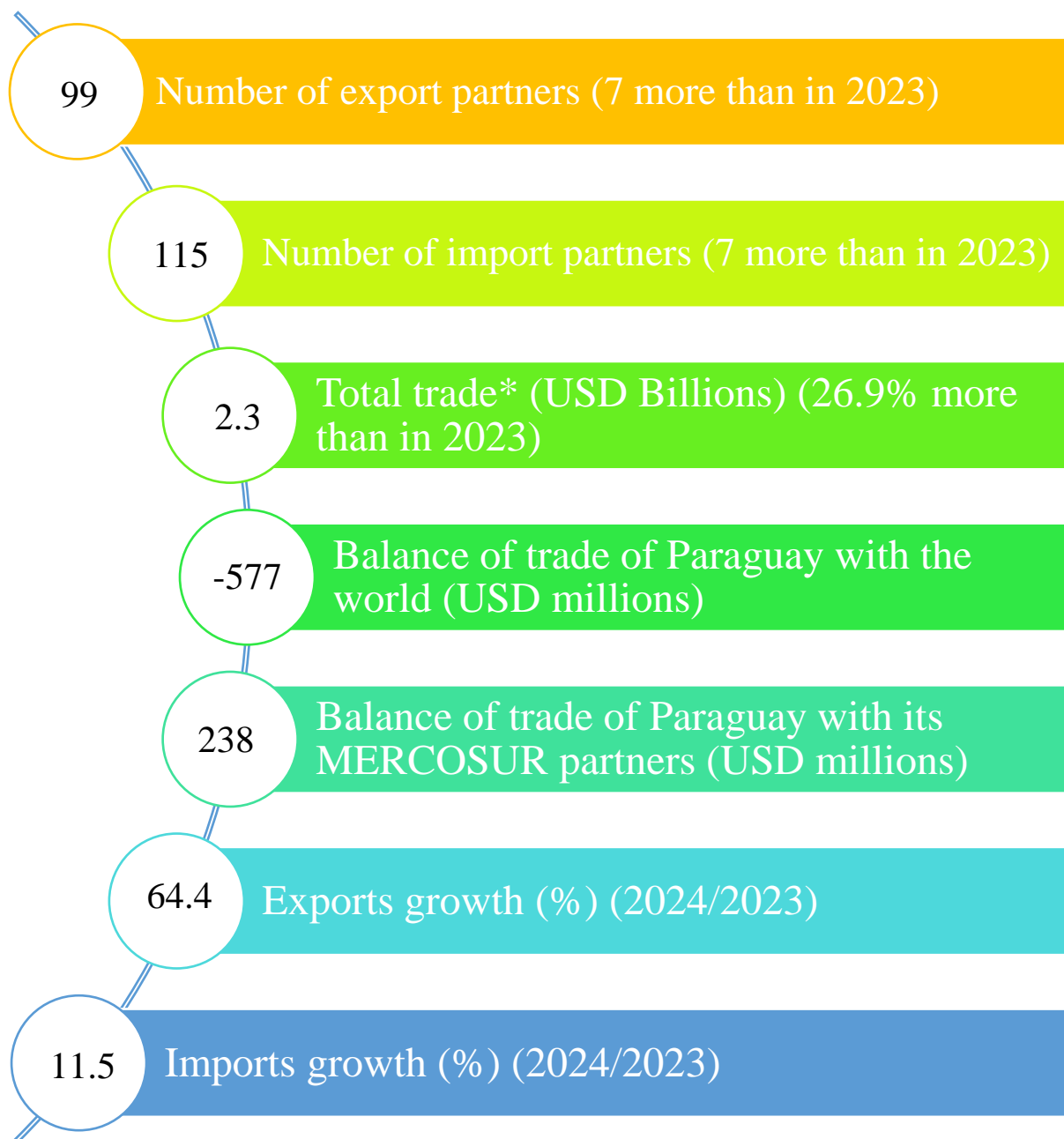


Viceministerio de Economía y Planificación

TRADE INDICATORS OF PARAGUAY

January 2024



Source: General Directorate of Trade Policy and Integration – Department of Commerce Strategies, based on data reported by the Central Bank of Paraguay

Note: (*) Total trade (exports expressed in FOB + imports expressed in CIF)

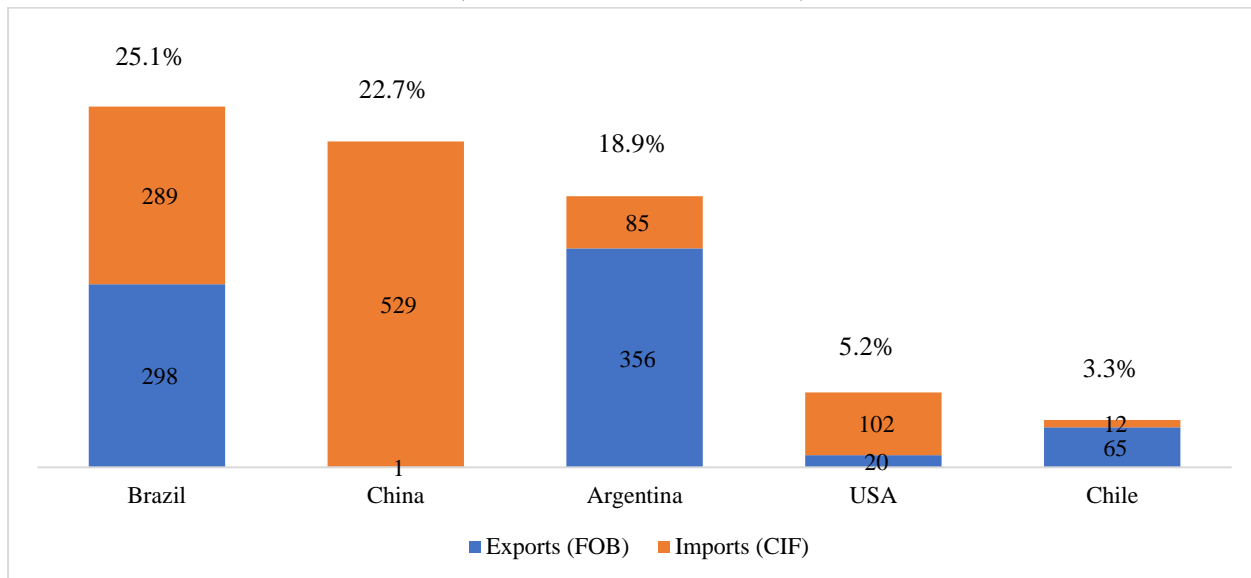
Viceministerio de Economía y Planificación

Top trading partners of Paraguay

January 2024

Share in total trade

(Numbers in millions USD)

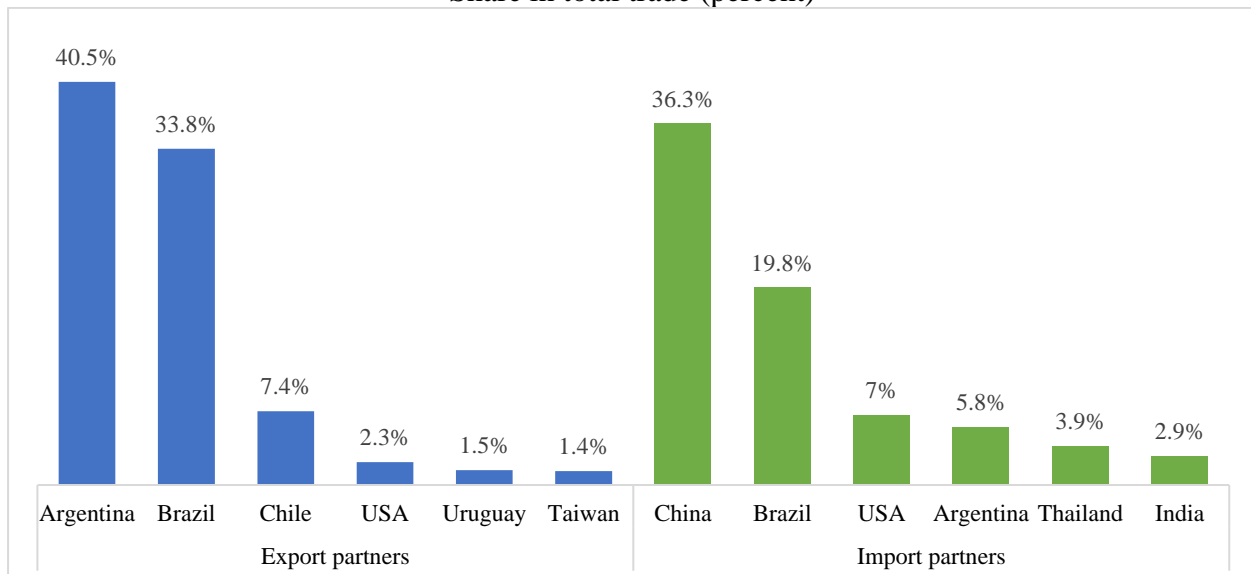


Source: General Directorate of Trade Policy and Integration – Department of Commerce Strategies, based on data reported by the Central Bank of Paraguay

Top import and export partners of Paraguay

January 2024

Share in total trade (percent)



Source: General Directorate of Trade Policy and Integration – Department of Commerce Strategies, based on data reported by the Central Bank of Paraguay

Viceministerio de Economía y Planificación

Top traded products

January-December 2023

Exports (in millions) USD FOB	2023	2024	Percent change
Soy	18	279	1429.9
Electricity (hydropower)¹	109	136	25.2
Beef (frozen)	49	58	17.2

Imports (in millions) USD CIF	2023	2024	Percent change
Telephone devices	216	197	-8.9
Petrol oil	226	192	-15
Electric machines and devices	9	56	505.6

Source: General Directorate of Trade Policy and Integration – Department of Commerce Strategies, based on data reported by the Central Bank of Paraguay

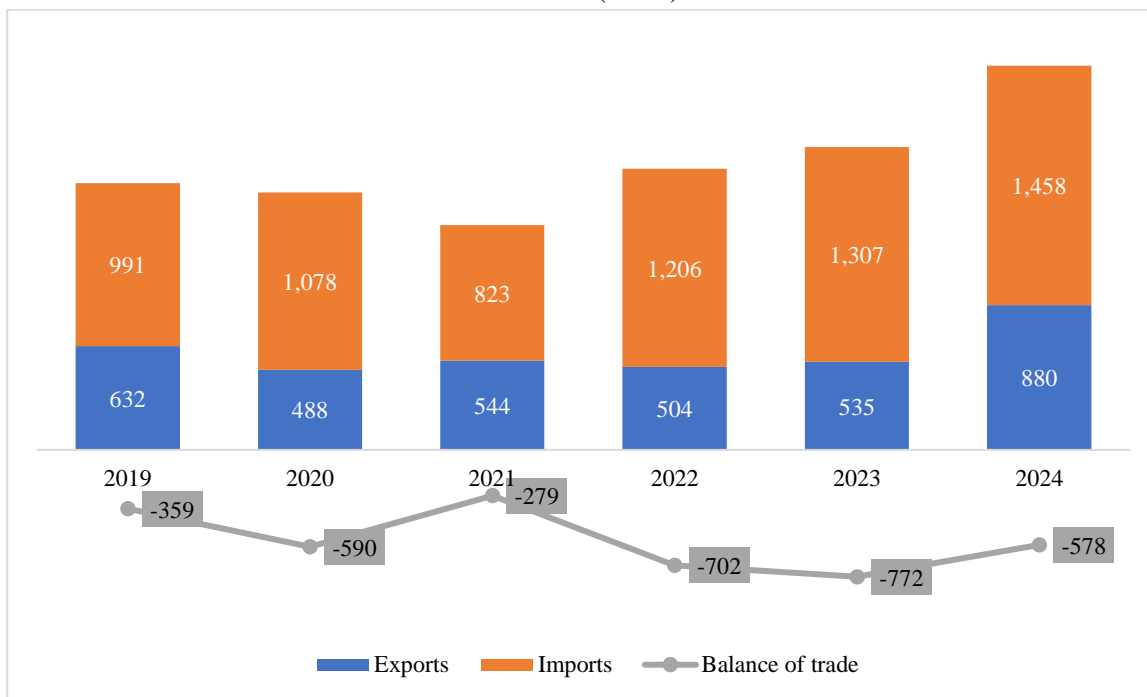
¹ 100% of electric power generated and sold by Paraguay comes from its hydraulic power plants.

Viceministerio de Economía y Planificación

Overall trade detailed series

January 2019-2024

Billions (USD)



Source: General Directorate of Trade Policy and Integration – Department of Commerce Strategies, based on data reported by the Central Bank of Paraguay

Notes: (*) Exports expressed as FOB value
(**) Imports expressed as CIF value

Viceministerio de Economía y Planificación

Summary of the Paraguayan International Trade

Exports (FOB)

- January 2024: USD 880 million
- January 2023: USD 535 million
- Growth in value: USD 1.9 billion
- Growth in percentage: 19.5%

Countries or trade blocs that mostly impacted on exports growth

- MERCOSUR (USD 343 million)
- ASEAN (USD 8 million)

Products which mostly impacted on exports outcome

- Soy (USD 261 million)
- Soy flour (USD 31 million)

Source: General Directorate of Trade Policy and Integration – Department of Commerce Strategies, based on data reported by the Central Bank of Paraguay

Imports (CIF)

- January 2024: USD 1.4 billion
- January 2023: USD 1.3 billion
- Growth in value: USD 151 million
- Growth in percentage: 11.5%

Countries or trade blocs that mostly impacted on imports growth

- ASEAN (USD 72 million)
- China (USD 62 million)

Products which mostly impacted on imports outcome

- Electric machines and devices (USD 46 million)
- Insecticides (USD 19 million)

Source: General Directorate of Trade Policy and Integration – Department of Commerce Strategies, based on data reported by the Central Bank of Paraguay