



TETĀ VIRU  
MOHENDAPY  
Motenondcha  
Ministerio de  
HACIENDA


■ TETĀ REKUĀI  
■ GOBIERNO NACIONAL

Paraguay  
de la gente

Subsecretaría de Estado de Economía

## TRADE INDICATORS OF PARAGUAY

January-July 2020



**Source:** Directorate of Integration – Department of Commerce Strategies, based on data reported by the Central Bank of Paraguay



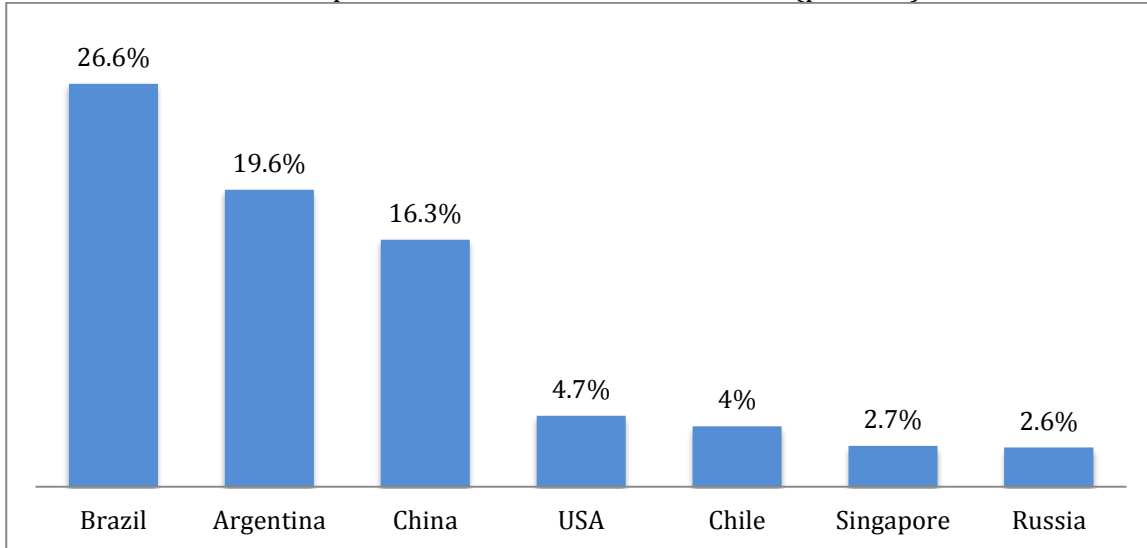


Subsecretaría de Estado de Economía

Top trading partners of Paraguay

January-July 2020

Participation in relation to overall trade (percent)

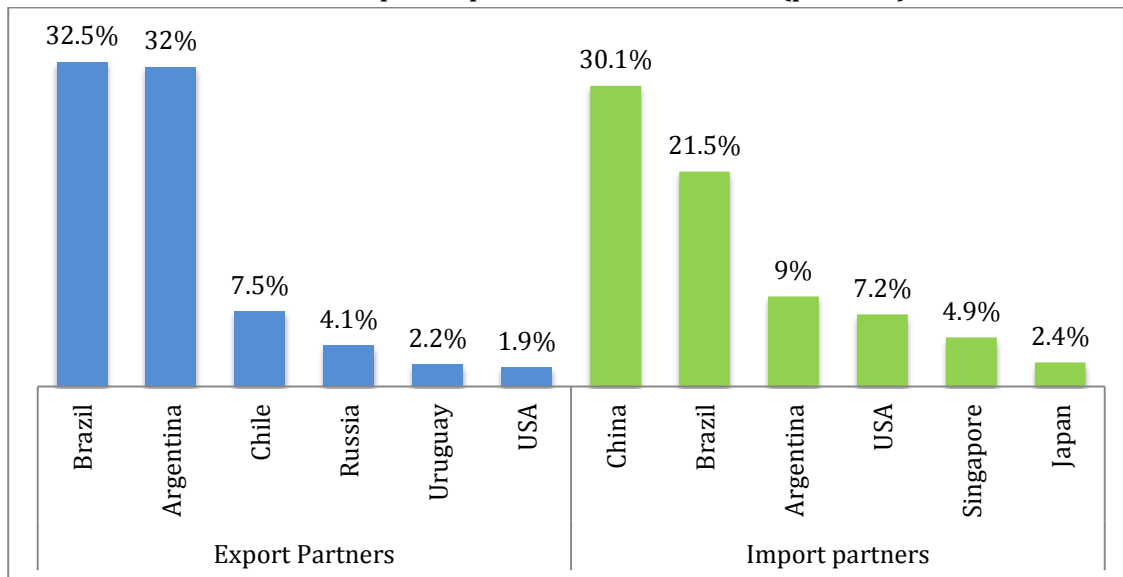


Source: Directorate of Integration – Department of Commerce Strategies, based on data reported by the Central Bank of Paraguay

Top import and export partners of Paraguay

January-July 2020

Portion of participation in overall trade (percent)



Source: Directorate of Integration – Department of Commerce Strategies, based on data reported by the Central Bank of Paraguay

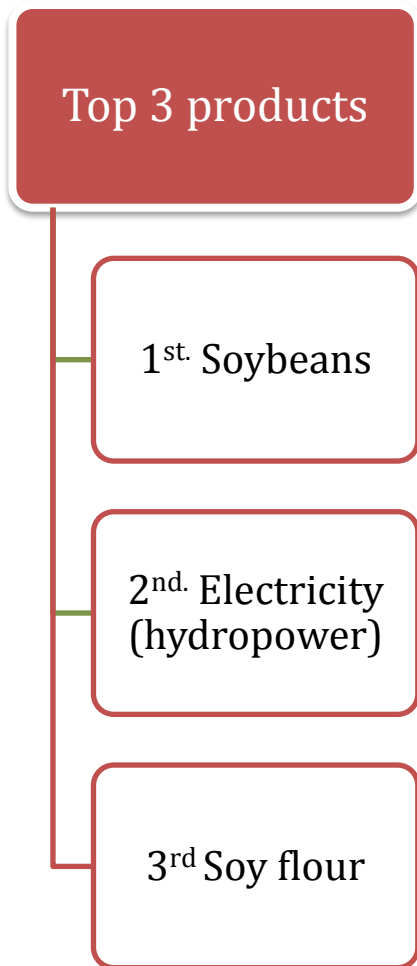




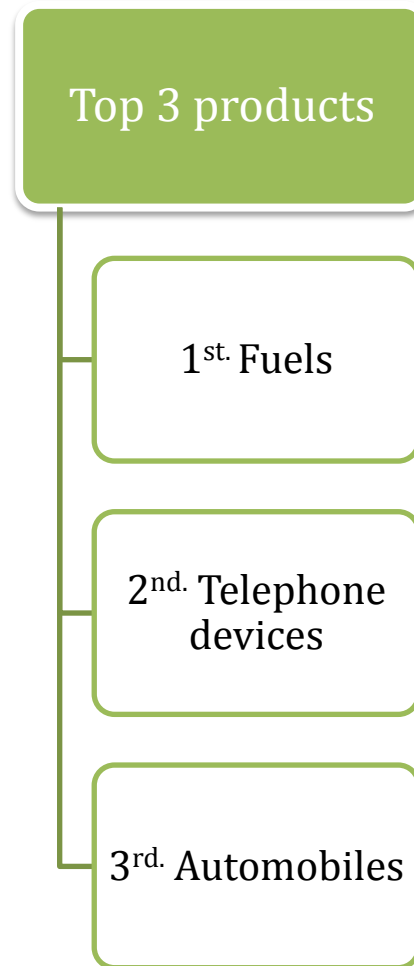
Subsecretaría de Estado de Economía

Top traded goods  
January-July 2020

Exports



Imports



**Source:** Directorate of Integration – Department of Commerce Strategies, based on data reported by the Central Bank of Paraguay



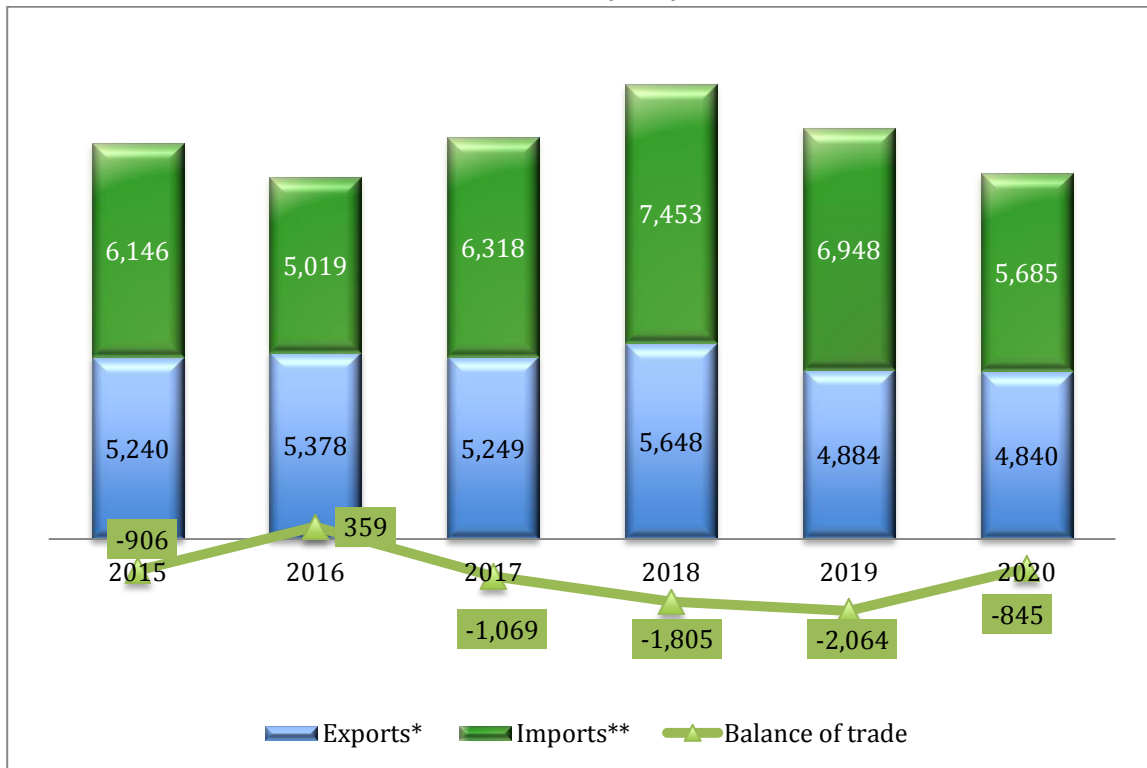


Subsecretaría de Estado de Economía

Overall trade detailed series

January-July 2015-2020

Millions (USD)



**Source:** Directorate of Integration – Department of Commerce Strategies, based on data reported by the Central Bank of Paraguay

Notes: (\*) Exports expressed as FOB  
(\*\*) Imports expressed as CIF





## Subsecretaría de Estado de Economía

### Summary of the Paraguayan Foreign Trade

#### Exports (USD FOB)

- January-July 2019: 4,884 million
- January-July 2020: 4,840 million
- Change in value: -44 million
- Percent change: -0.9%

#### Countries or trade unions that mostly impacted on exports growth or fall

- Russia (USD -142 million)
- European Union (USD -115 million)
- MERCOSUR (USD 285 million)

#### Products that mostly impacted on exports outcome

- Electricity - hydropower (USD -111 million)
- Wires (USD -78 million)
- Soybeans (USD 167 million)

**Source:** Directorate of Integration – Department of Commerce Strategies, based on data reported by the Central Bank of Paraguay

#### Imports (USD CIF)

- January-July 2019: 6,948 million
- January-July 2020: 5,685 million
- Change in value: -1,263 million
- percent change: -18.2%

#### Countries or trade unions which mostly impacted on imports growth or fall

- China (USD -526 million)
- MERCOSUR (USD -334 million)
- ASEAN (USD 32 million)

#### Products that mostly impacted on imports outcome

- Telephone devices (USD -244 million)
- Fuels (USD -193 MILLION)
- Aluminium sheets (USD 23 million)

**Source:** Directorate of Integration – Department of Commerce Strategies, based on data reported by the Central Bank of Paraguay

