


Viceministerio de Economía y Planificación

TRADE INDICATORS OF PARAGUAY

May 2024



Source: General Directorate of Trade Policy and Integration – Department of Integration Strategies, based on data reported by the Central Bank of Paraguay

Note: (*) Total trade (exports expressed in FOB + imports expressed in CIF)

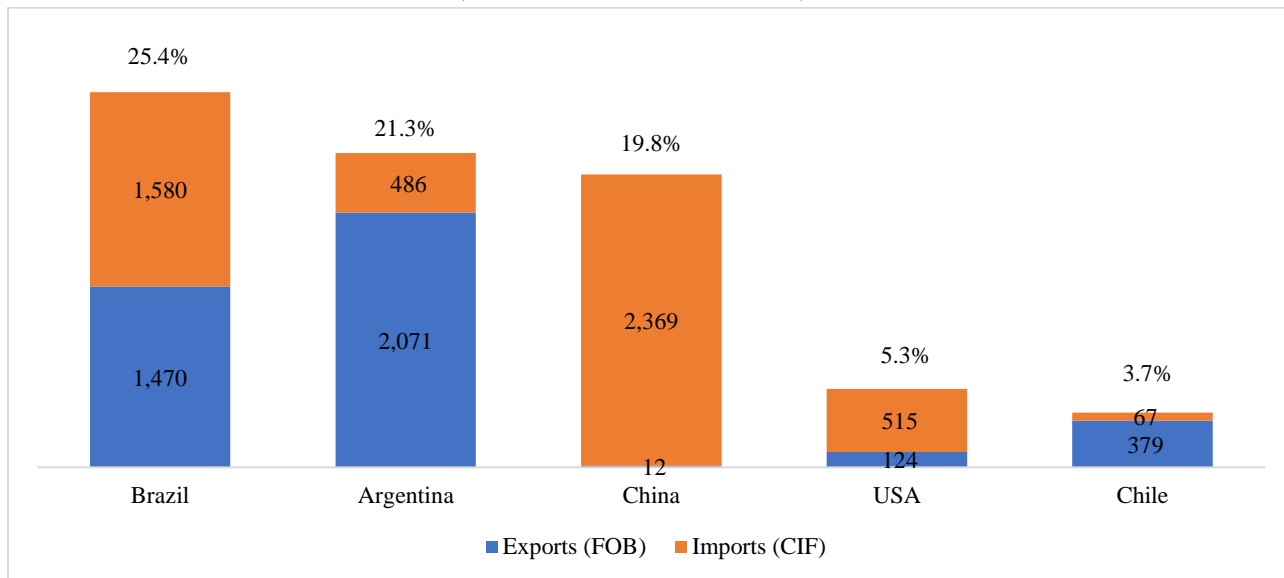
Viceministerio de Economía y Planificación

Top trading partners of Paraguay

January-May 2024

Share in total trade

(Numbers in USD millions)

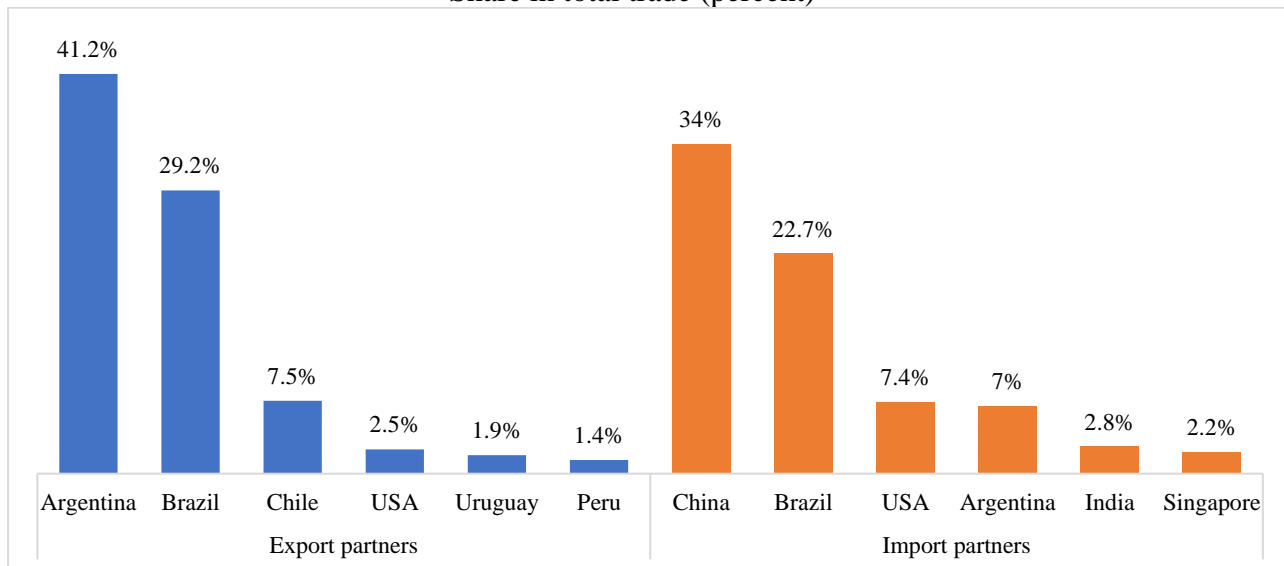


Source: General Directorate of Trade Policy and Integration – Department of Integration Strategies, based on data reported by the Central Bank of Paraguay

Top import and export partners of Paraguay

January-May 2024

Share in total trade (percent)



Source: General Directorate of Trade Policy and Integration – Department of Integration Strategies, based on data reported by the Central Bank of Paraguay

Viceministerio de Economía y Planificación

Top traded products

January-May 2024

Exports	USD millions (FOB)		Percent change
	2023	2024	
Soy	1,869	1,789	-4.3
Electricity (hydropower)¹	638	608	-4.8
Soy flour	270	348	28.8

Imports	USD millions (CIF)		Percent change
	2023	2024	
Petroleum	796	963	21.1
Telephone devices	858	785	-8.5
Automobiles	216	267	23.7

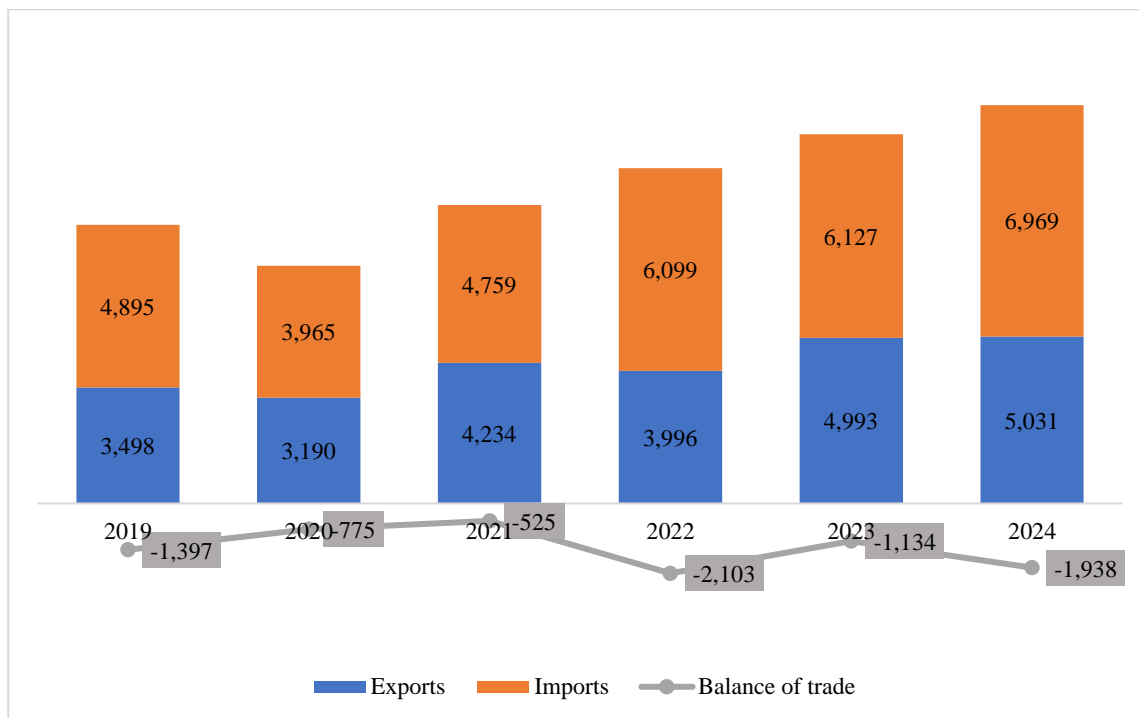
Source: General Directorate of Trade Policy and Integration – Department of Integration Strategies, based on data reported by the Central Bank of Paraguay

Viceministerio de Economía y Planificación

Global trade detailed series

January-May 2019-2024

USD millions



Source: General Directorate of Trade Policy and Integration – Department of Integration Strategies, based on data reported by the Central Bank of Paraguay

Notes: (*) Exports expressed as FOB value
(**) Imports expressed as CIF value

Viceministerio de Economía y Planificación

Summary of the Paraguayan International Trade

Exports (FOB)

- January-May 2024: USD 5.03 billion
- January-May 2023: USD 4.99 billion
- Growth in value: USD 38 million
- Growth in percentage: 0.8%

Countries or trade blocs that mostly impacted on exports growth

- MERCOSUR (USD 192 million)
- USMCA (USD 30 million)

Products which mostly impacted on exports outcome

- Soy flour (USD 78 million)
- Rice (USD 66 million)

Source: General Directorate of Trade Policy and Integration – Department of Integration Strategies, based on data reported by the Central Bank of Paraguay

Imports (CIF)

- January-May 2024: USD 6.9 billion
- January-May 2023: USD 6.1 billion
- Growth in value: USD 842 million
- Growth in percentage: 13.7%

Countries or trade blocs that mostly impacted on imports growth

- China (USD 264 million)
- MERCOSUR (USD 213 million)

Products which mostly impacted on imports outcome

- Petroleum (USD 168 million)
- Electric machines and devices (USD 133 million)

Source: General Directorate of Trade Policy and Integration – Department of Integration Strategies, based on data reported by the Central Bank of Paraguay