



TETĀ VIRU
MOHENDAPY
Motenondcha
Ministerio de
HACIENDA

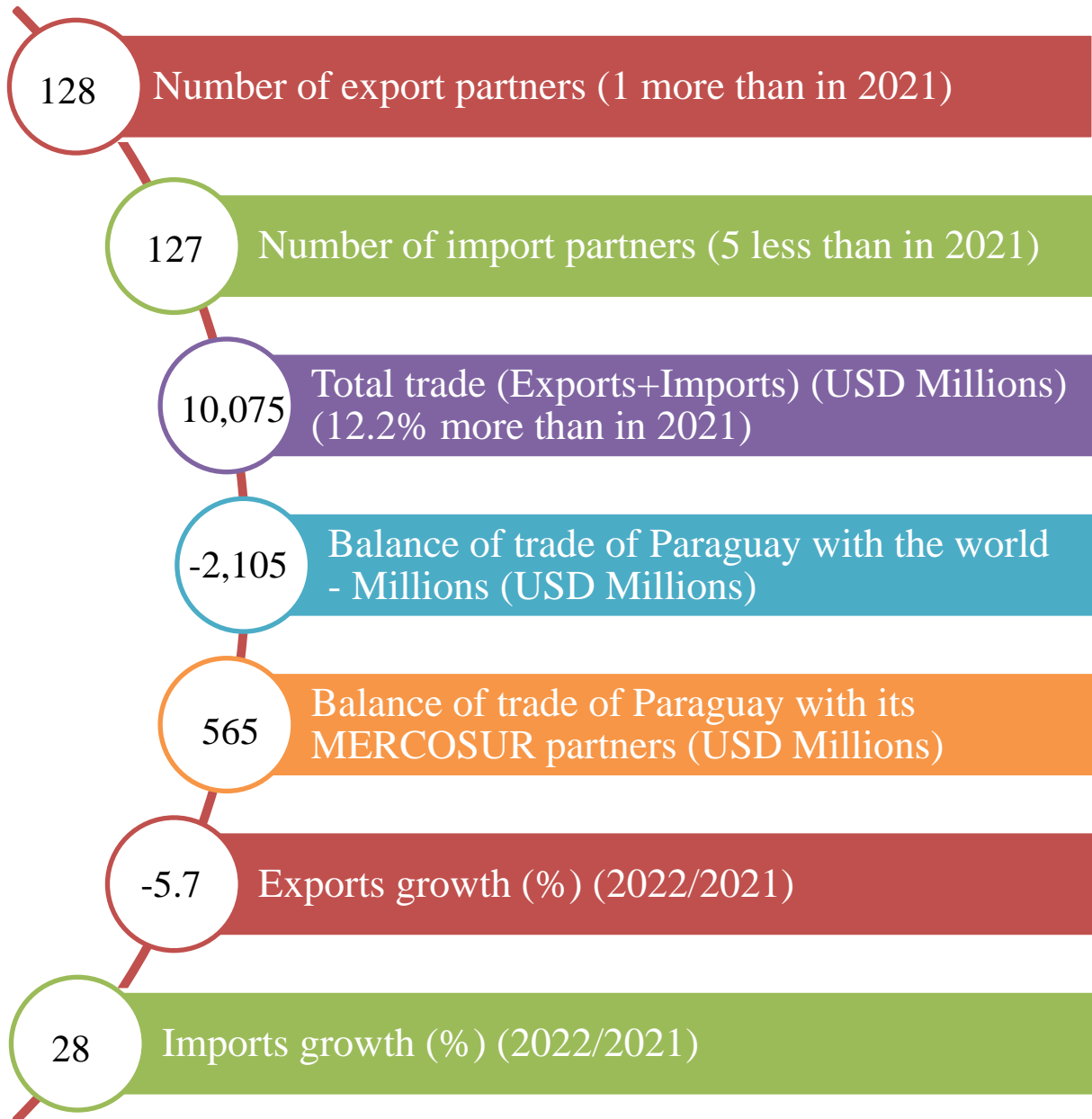
■ TETĀ REKUĀI
■ GOBIERNO NACIONAL

Paraguay
de la gente

Subsecretaría de Estado de Economía

TRADE INDICATORS OF PARAGUAY

May 2022



Source: Directorate of Integration – Department of Commerce Strategies, based on data reported by the Central Bank of Paraguay



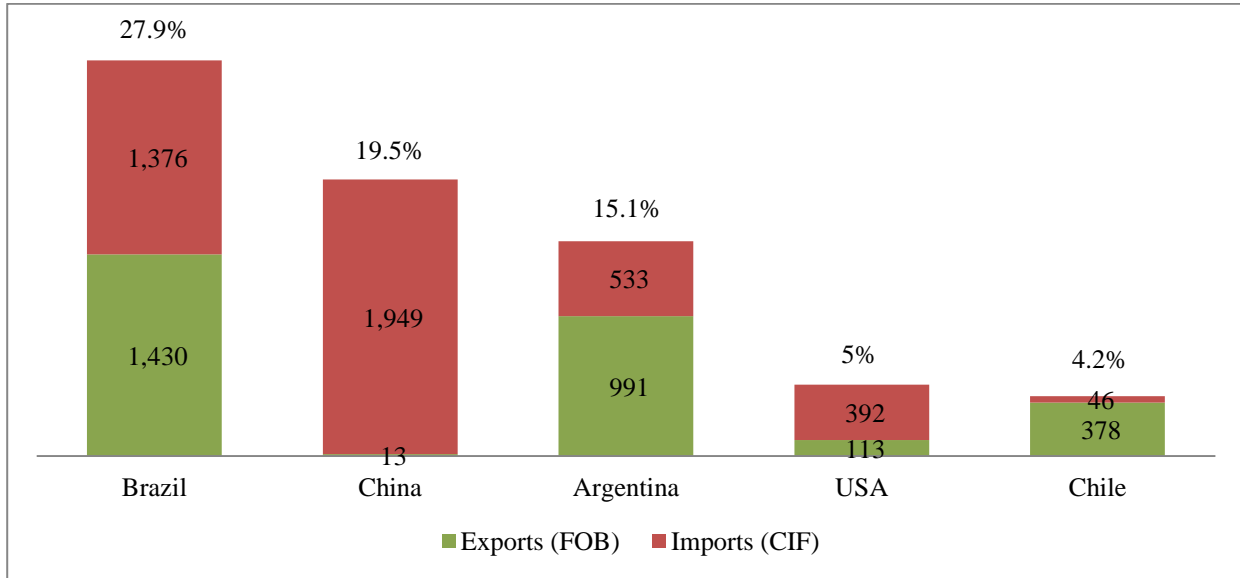


Subsecretaría de Estado de Economía

Top trading partners of Paraguay

January-May 2022

Share in total trade (percent)

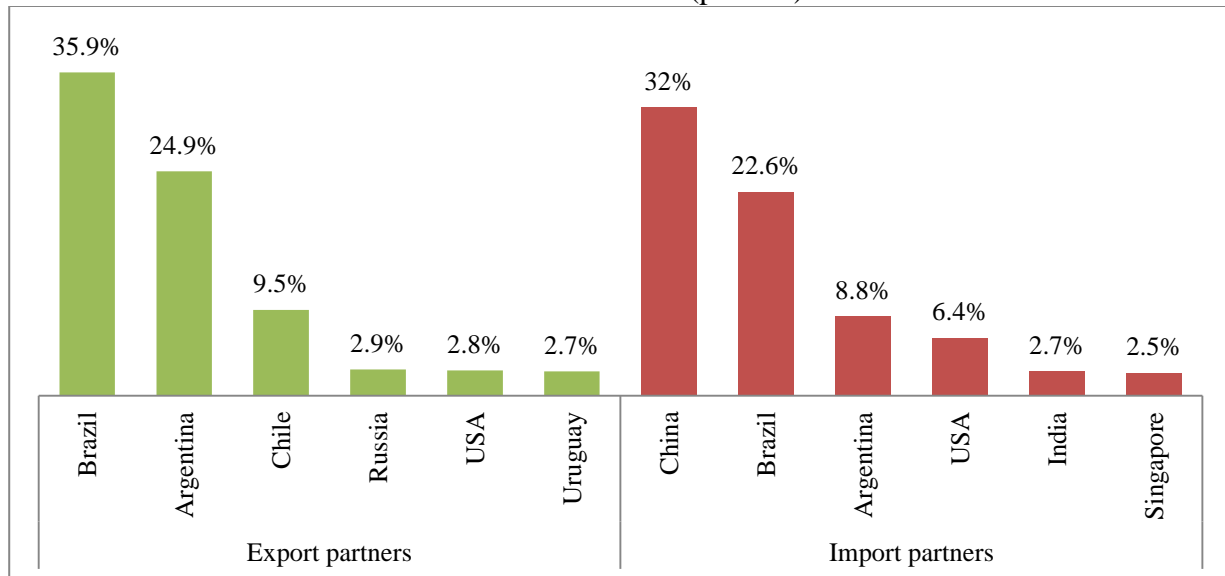


Source: Directorate of Integration – Department of Commerce Strategies, based on data reported by the Central Bank of Paraguay

Top import and export partners of Paraguay

January-May 2022

Share in total trade (percent)



Source: Directorate of Integration – Department of Commerce Strategies, based on data reported by the Central Bank of Paraguay

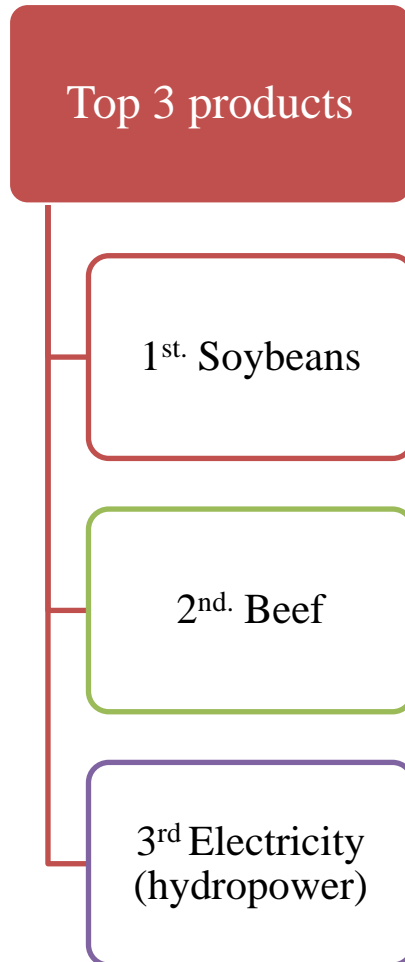




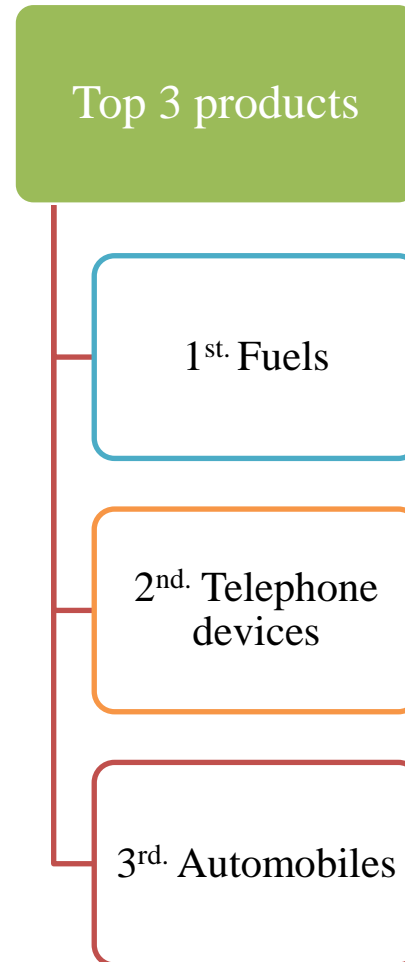
Subsecretaría de Estado de Economía

Top traded goods
January-May 2022

Exports



Imports



Source: Directorate of Integration – Department of Commerce Strategies, based on data reported by the Central Bank of Paraguay





TETĀ VIRU
MOHENDAPY
Motenondcha
Ministerio de
HACIENDA

■ TETĀ REKUĀI
■ GOBIERNO NACIONAL

Paraguay
de la gente

Subsecretaría de Estado de Economía

Overall trade detailed series

January-May 2017-2022

Millions (USD)



Source: Directorate of Integration – Department of Commerce Strategies, based on data reported by the Central Bank of Paraguay

Notes: (*) Exports expressed as FOB value
(**) Imports expressed as CIF value





Subsecretaría de Estado de Economía

Summary of the Paraguayan International Trade

Exports (FOB)

- January-May 2021: USD 4,226 million
- January-May 2022: USD 3,985 million
- Change in value: USD -241 million
- Percent change: -5.7%

Countries or trade blocs that mostly impacted on exports growth

- Russia (USD -186 million)
- MERCOSUR (USD -115 million)
- ASEAN (USD 85 million)

Products that mostly impacted on exports outcome

- Soybeans (USD -485 million)
- Electric power (USD -120 million)
- Soybean oil (USD 113 million)

Source: Directorate of Integration – Department of Commerce Strategies, based on data reported by the Central Bank of Paraguay

Imports (CIF)

- January-May 2021: USD 4,757 million
- January-May 2022: USD 6,090 million
- Change in value: USD 1,333 million
- Percent change: 28%

Countries or trade blocs that mostly impacted on imports growth

- China (USD 585 million)
- MERCOSUR (USD 331 million)

Products that mostly impacted on imports outcome

- Petroleum oil (USD 207 million)
- Telephone devices (USD 123 million)
- Lands machinery (USD -36 million)

Source: Directorate of Integration – Department of Commerce Strategies, based on data reported by the Central Bank of Paraguay

