



TETĀ VIRU  
MOHENDAPY  
Motenondcha  
Ministerio de  
HACIENDA

■ TETĀ REKUĀI  
■ GOBIERNO NACIONAL

Paraguay  
de la gente

Subsecretaría de Estado de Economía

## TRADE INDICATORS OF PARAGUAY

February 2023



**Source:** Directorate of Integration – Department of Commerce Strategies, based on data reported by the Central Bank of Paraguay

Note: (\*) Total trade (exports expressed in FOB + imports expressed in CIF)





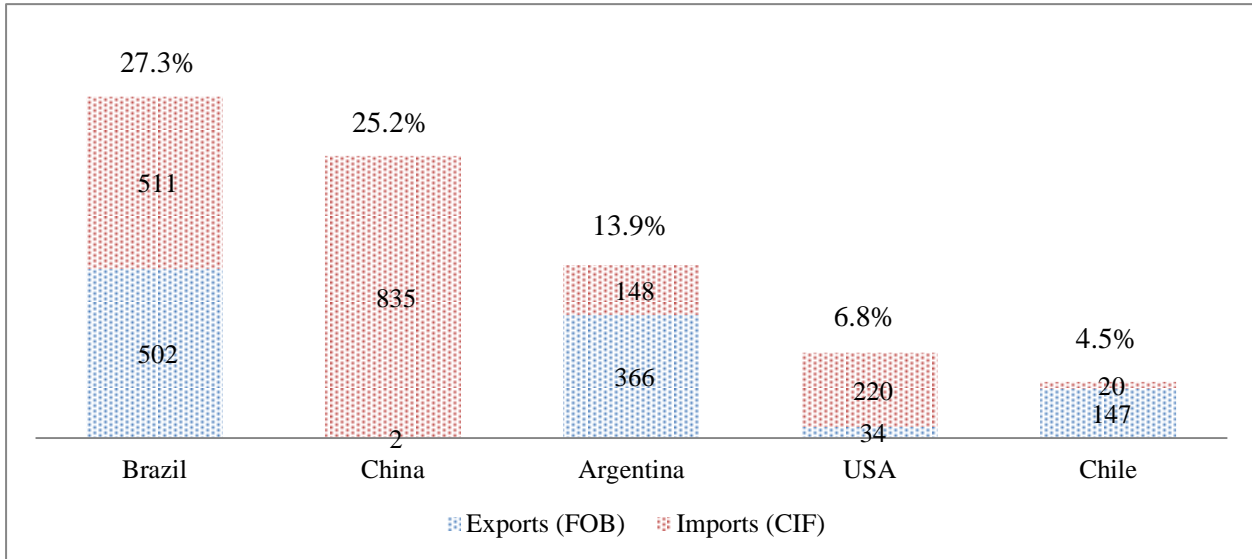
Subsecretaría de Estado de Economía

Top trading partners of Paraguay

February 2023

Share in total trade

(Numbers in millions USD)

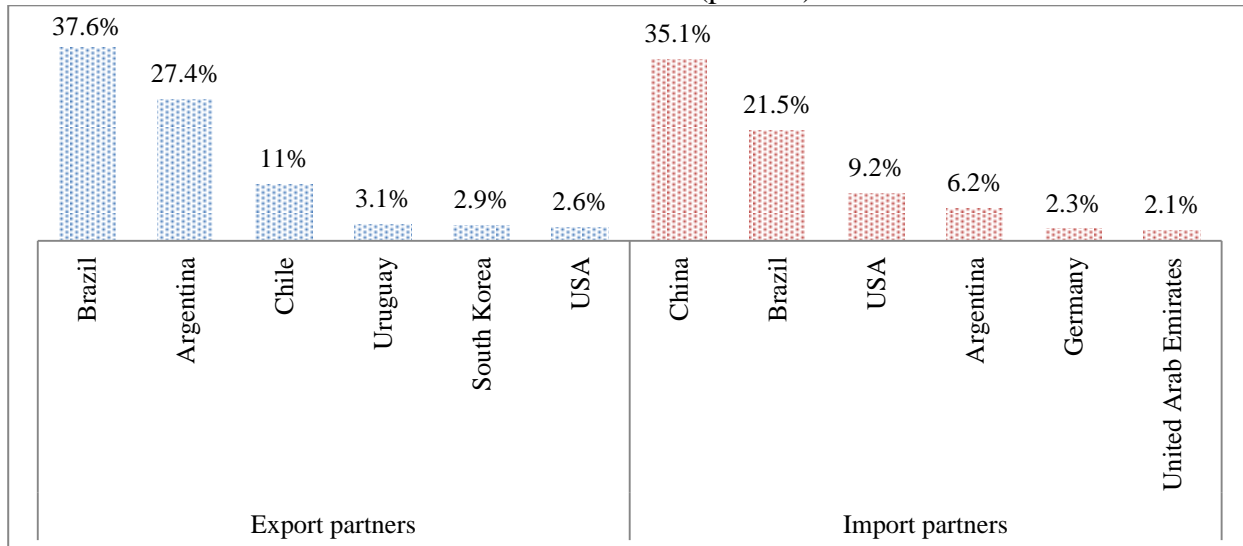


Source: Directorate of Integration – Department of Commerce Strategies, based on data reported by the Central Bank of Paraguay

Top import and export partners of Paraguay

February 2023

Share in total trade (percent)



Source: Directorate of Integration – Department of Commerce Strategies, based on data reported by the Central Bank of Paraguay





TETĀ VIRU  
MOHENDAPY  
Motenondcha  
Ministerio de  
HACIENDA

■ TETĀ REKUĀI  
■ GOBIERNO NACIONAL

Paraguay  
de la gente

## Subsecretaría de Estado de Economía

### Top traded products

February 2023

Exports (in millions) USD FOB	2022	2023	Δ
Soybeans	208	273	31.3%
Electricity (hydropower) <sup>1</sup>	185	237	28.5%
Beef (refrigerated)	111	115	3.8%

Imports (in millions) USD CIF	2022	2023	Δ
Telephone devices	209	358	71.2%
Petrol oil	338	327	-3.3%
Automobiles	82	80	-2.7%

**Source:** Directorate of Integration – Department of Commerce Strategies, based on data reported by the Central Bank of Paraguay

<sup>1</sup> 100% of electric power generated and sold by Paraguay comes from its hydraulic power plants.



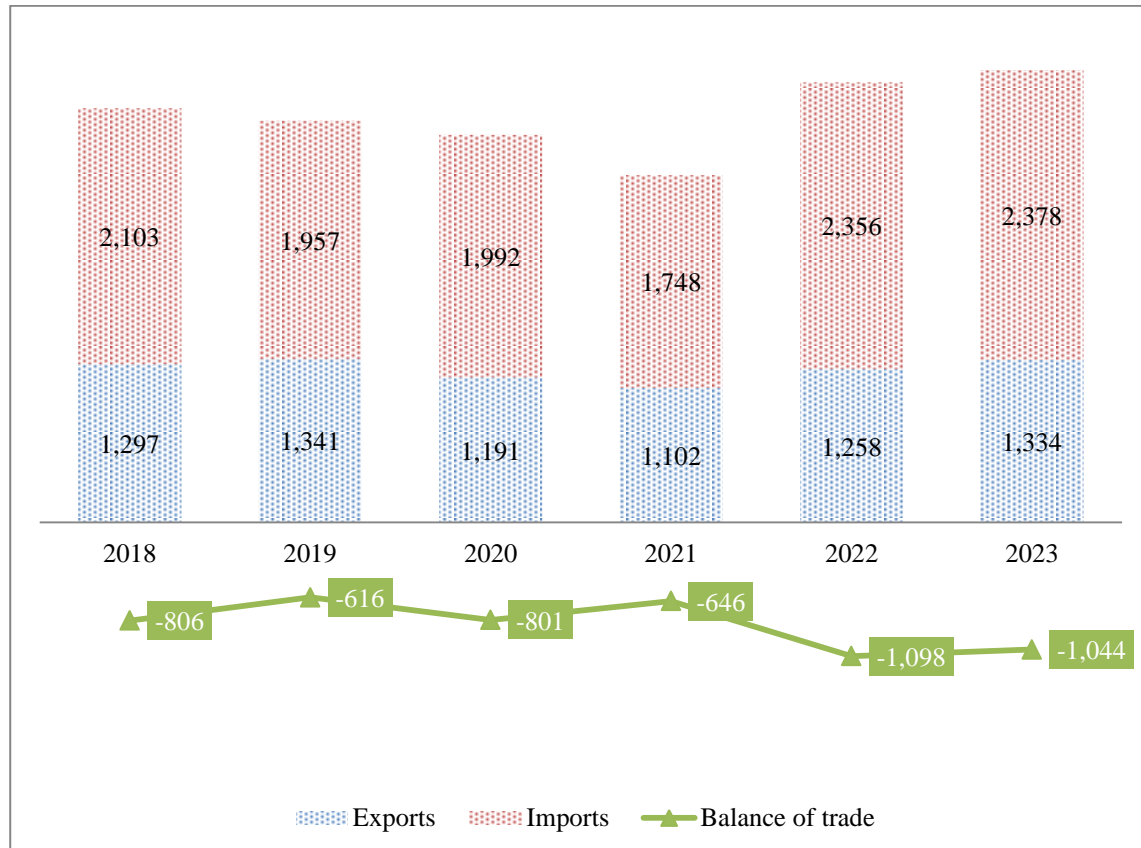


## Subsecretaría de Estado de Economía

### Overall trade detailed series

January – February 2018-2023

Millions (USD)



**Source:** Directorate of Integration – Department of Commerce Strategies, based on data reported by the Central Bank of Paraguay

Notes: (\*) Exports expressed as FOB value  
(\*\*) Imports expressed as CIF value





## Subsecretaría de Estado de Economía

### Summary of the Paraguayan International Trade

#### Exports (FOB)

- January-February 2023: USD 1.3 billion
- January-February 2022: USD 1.2 billion
- Growth in value: USD 76 million
- Growth in percentage: 6.1%

#### Countries or trade blocs that mostly impacted on exports growth

- MERCOSUR (USD 207 million)
- Countries assoc. to MCS (USD 33 million)

#### Products that mostly impacted on exports outcome

- Maize (USD 72 million)
- Soybeans (USD 65 million)

**Source:** Directorate of Integration – Department of Commerce Strategies, based on data reported by the Central Bank of Paraguay

#### Imports (CIF)

- January-February 2023: USD 2.4 billion
- January-February 2022: USD 2.3 billion
- Growth in value: USD 22 million
- Growth in percentage: 0.9%

#### Countries or trade blocs that mostly impacted on imports growth

- USMCA (USD 71 million)
- China (USD 39 million)

#### Products that mostly impacted on imports outcome

- Telephone devices (USD 149 million)
- Office supplies (USD 16 million)

**Source:** Directorate of Integration – Department of Commerce Strategies, based on data reported by the Central Bank of Paraguay

