



TRADE INDICATORS OF PARAGUAY

November 2021



Source: Directorate of Integration – Department of Commerce Strategies, based on data reported by the Central Bank of Paraguay



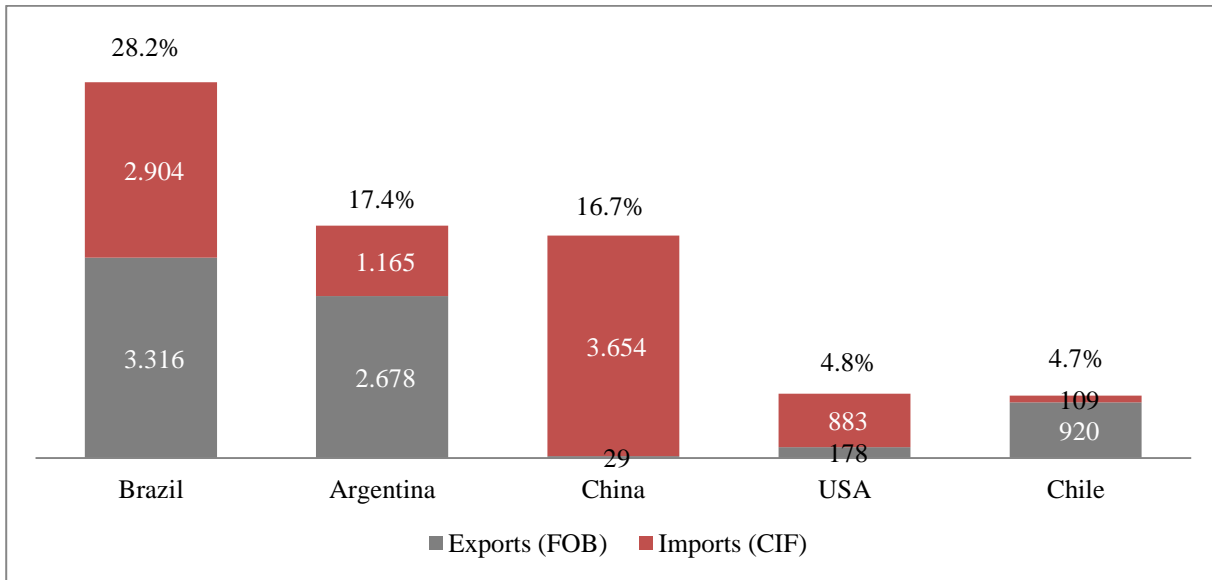


Subsecretaría de Estado de Economía

Top trading partners of Paraguay

November

Share in total trade (percent)

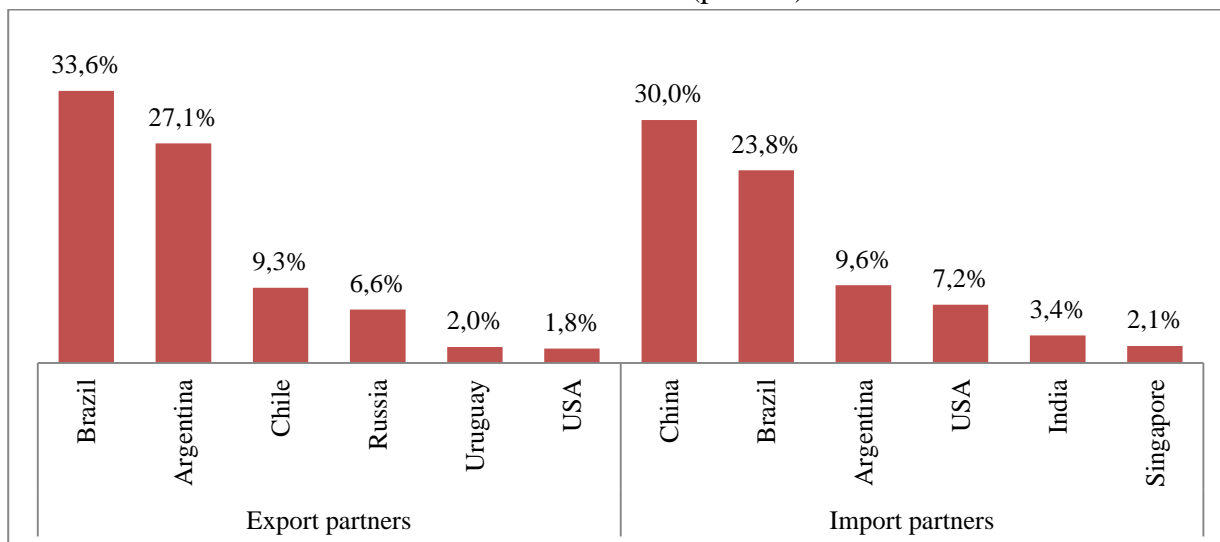


Source: Directorate of Integration – Department of Commerce Strategies, based on data reported by the Central Bank of Paraguay

Top import and export partners of Paraguay

November

Share in total trade (percent)



Source: Directorate of Integration – Department of Commerce Strategies, based on data reported by the Central Bank of Paraguay



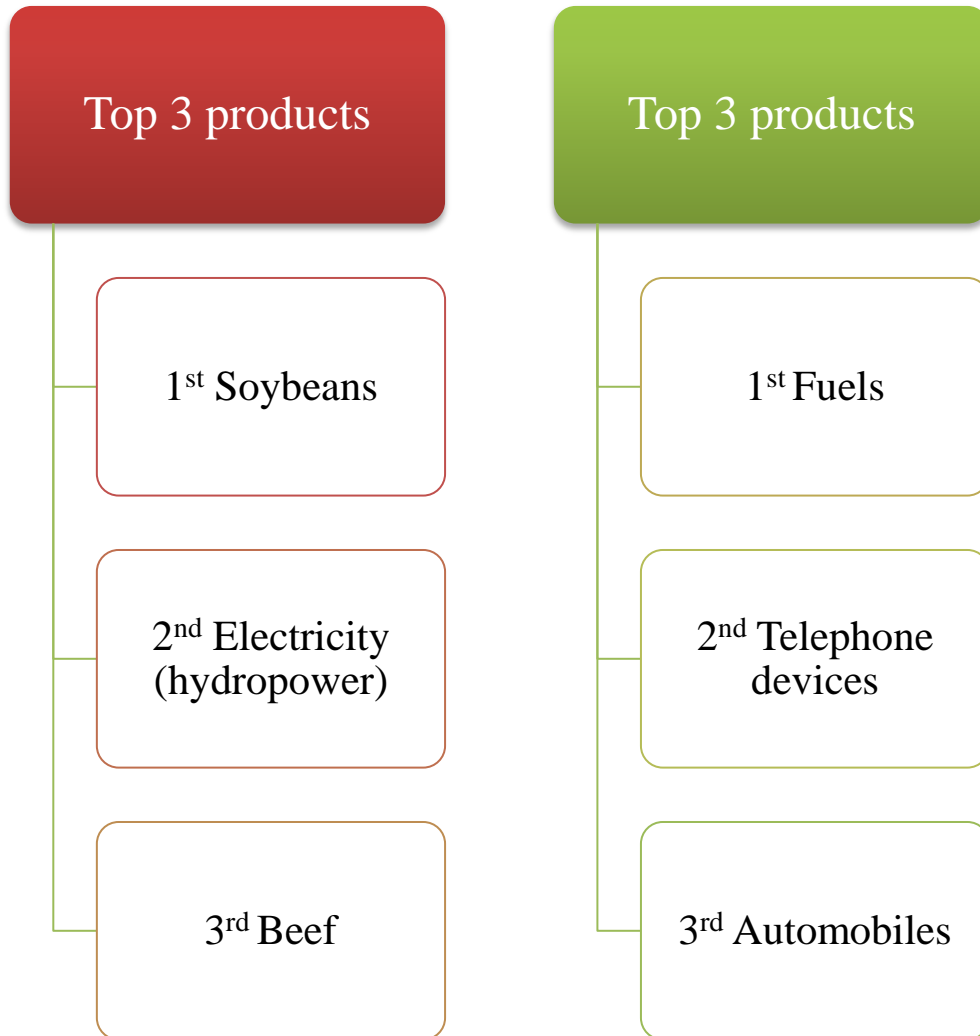


Subsecretaría de Estado de Economía

Top traded goods
November 2021

Exports

Imports



Source: Directorate of Integration – Department of Commerce Strategies, based on data reported by the Central Bank of Paraguay





TETĀ VIRU
MOHENDAPY
Motenondcha
Ministerio de
HACIENDA

■ TETĀ REKUĀI
■ GOBIERNO NACIONAL

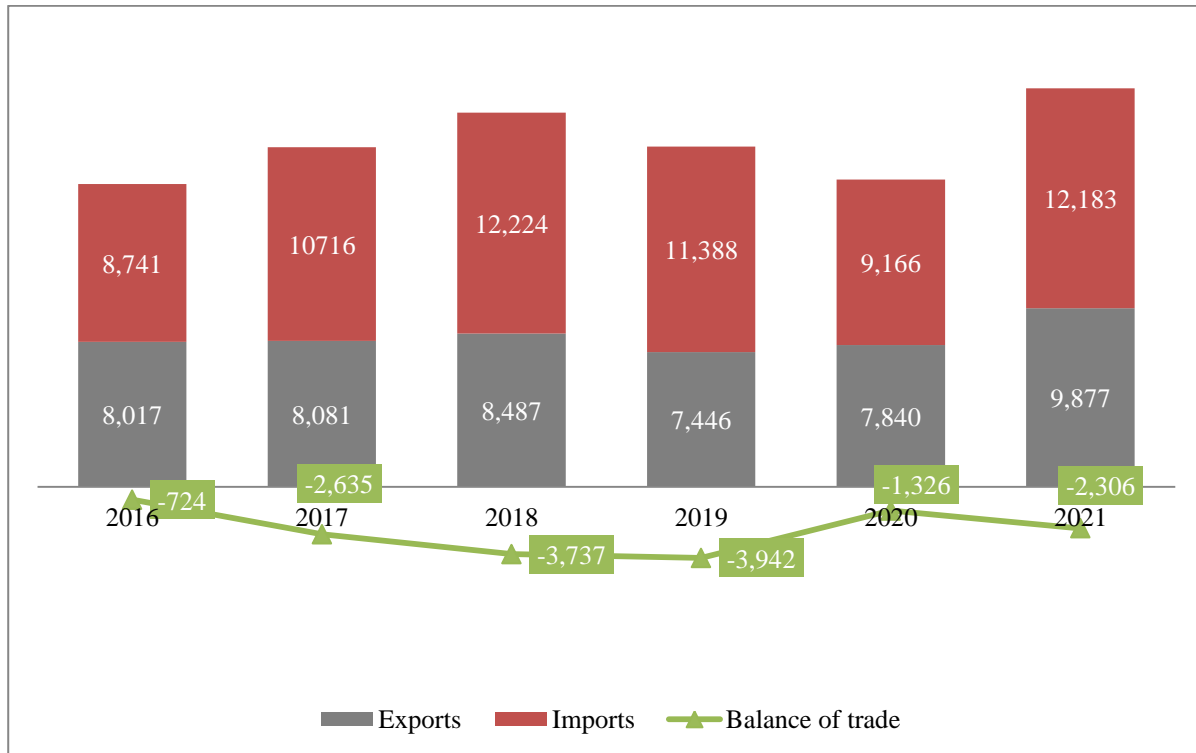
Paraguay
de la gente

Subsecretaría de Estado de Economía

Overall trade detailed series

January-November 2016-2021

Millions (USD)



Source: Directorate of Integration – Department of Commerce Strategies, based on data reported by the Central Bank of Paraguay

Notes: (*) Exports expressed as FOB
(**) Imports expressed as CIF





Subsecretaría de Estado de Economía

Summary of the Paraguayan Foreign Trade

Exports (USD FOB)

- January-November 2021: 9,877 million
- January-November 2020: 7,840 million
- Growth (value): 2,037 million
- Growth (percent): 26%

Countries or trade blocs that mostly impacted on exports growth

- MERCOSUR (USD 1,340 million)
- Associated to MCS (USD 278 million)
- USMCA (-10 million)

Products that mostly impacted on exports outcome

- Soybeans (USD 834 million)
- Beef (USD 454 million)
- Electricity - hydropower (USD -114 million)

Source: Directorate of Integration – Department of Commerce Strategies, based on data reported by the Central Bank of Paraguay

Imports (USD CIF)

- January-November 2021: 12,183 million
- January-October 2020: 9,166 million
- Growth (value): 3,017 million
- Growth (percent): 32.9%

Countries or trade blocs which mostly impacted on imports growth

- MERCOSUR (USD 1,115 million)
- China (USD 991 million)
- ASEAN (USD -10 million)

Products that mostly impacted on imports outcome

- Petroleum oil (USD 375 million)
- Data processing devices (USD 166 million)
- Tobacco (USD -27 million)

Source: Directorate of Integration – Department of Commerce Strategies, based on data reported by the Central Bank of Paraguay

