



TETĀ VIRU
MOHENDĀPY
Motenondcha
Ministerio de
HACIENDA


TETĀ REKUĀI
GOBIERNO NACIONAL

Paraguay
de la gente

Subsecretaría de Estado de Economía

TRADE INDICATORS OF PARAGUAY

December 2022



Source: Directorate of Integration – Department of Commerce Strategies, based on data reported by the Central Bank of Paraguay

Note: (*) Total trade (exports expressed in FOB + imports expressed in CIF)





TETĀ VIRU
MOHENDAPY
Motenondecha
Ministerio de
HACIENDA

TETĀ REKUÁI
GOBIERNO NACIONAL

Paraguay
de la gente

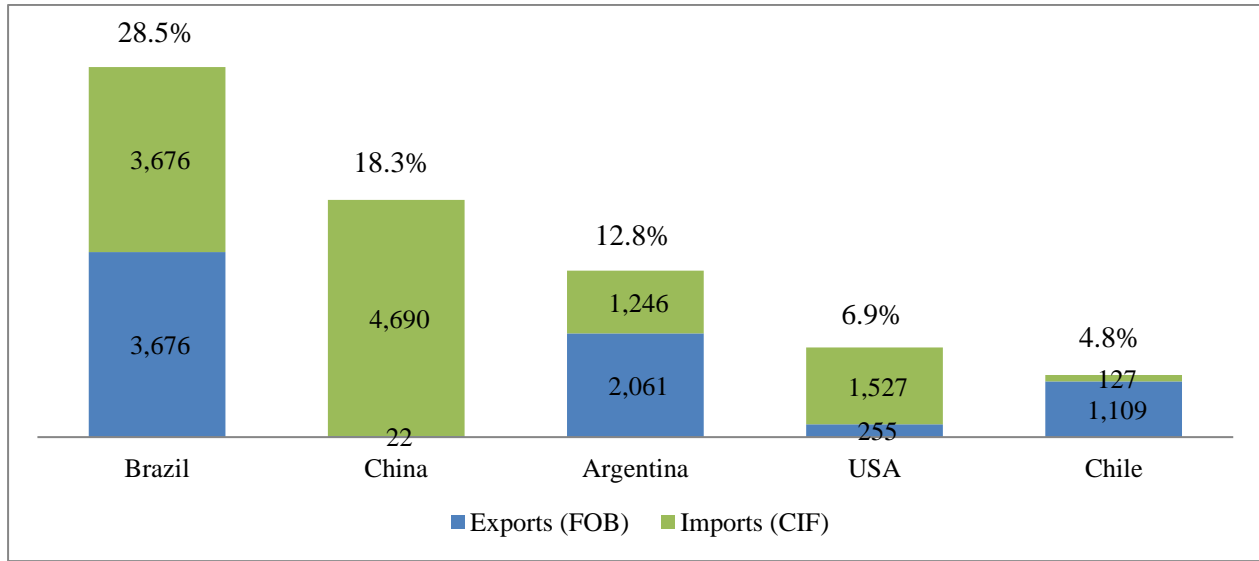


Subsecretaría de Estado de Economía

Top trading partners of Paraguay

January-December 2022

Share in total trade (USD millions)

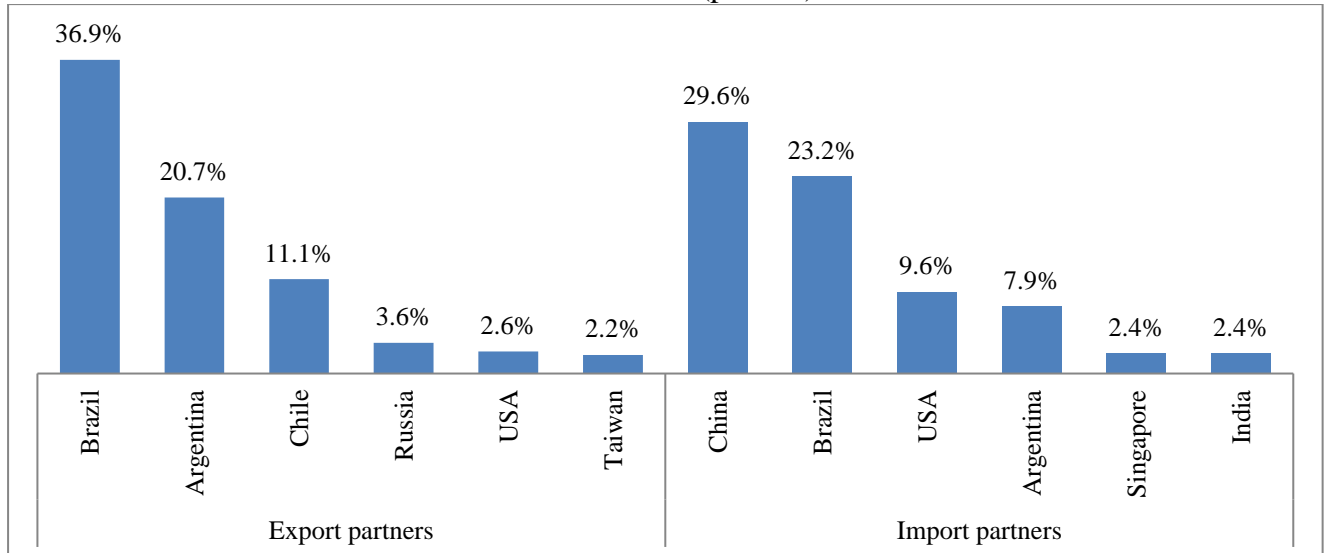


Source: Directorate of Integration – Department of Commerce Strategies, based on data reported by the Central Bank of Paraguay

Top import and export partners of Paraguay

January-December

Share in total trade (percent)



Source: Directorate of Integration – Department of Commerce Strategies, based on data reported by the Central Bank of Paraguay





TETĀ VIRU
MOHENDAPY
Motenondeha
Ministerio de
HACIENDA

TETĀ REKUÁI
GOBIERNO NACIONAL

Paraguay
de la gente

Subsecretaría de Estado de Economía

Top traded products January-December 2022

Exports (in millions) USD FOB	2021	2022	Δ
Beef	1,561	1,734	11.05%
Electricity¹	1,629	1,671	2.57%
Soybeans	2,975	1,227	-58.76%

Imports (in millions) USD CIF	2021	2022	Δ
Fuels	1,619	2,418	49.33%
Smartphones	1,157	1,201	3.84%
Automobiles	468	570	21.93%

Source: Directorate of Integration – Department of Commerce Strategies, based on data reported by the Central Bank of Paraguay

¹ 100% of electric power generated and sold by Paraguay comes from its hydraulic power plants.





TETĀ VIRU
MOHENDAPY
Motenondecha
Ministerio de
HACIENDA

TETĀ REKUÁI
GOBIERNO NACIONAL

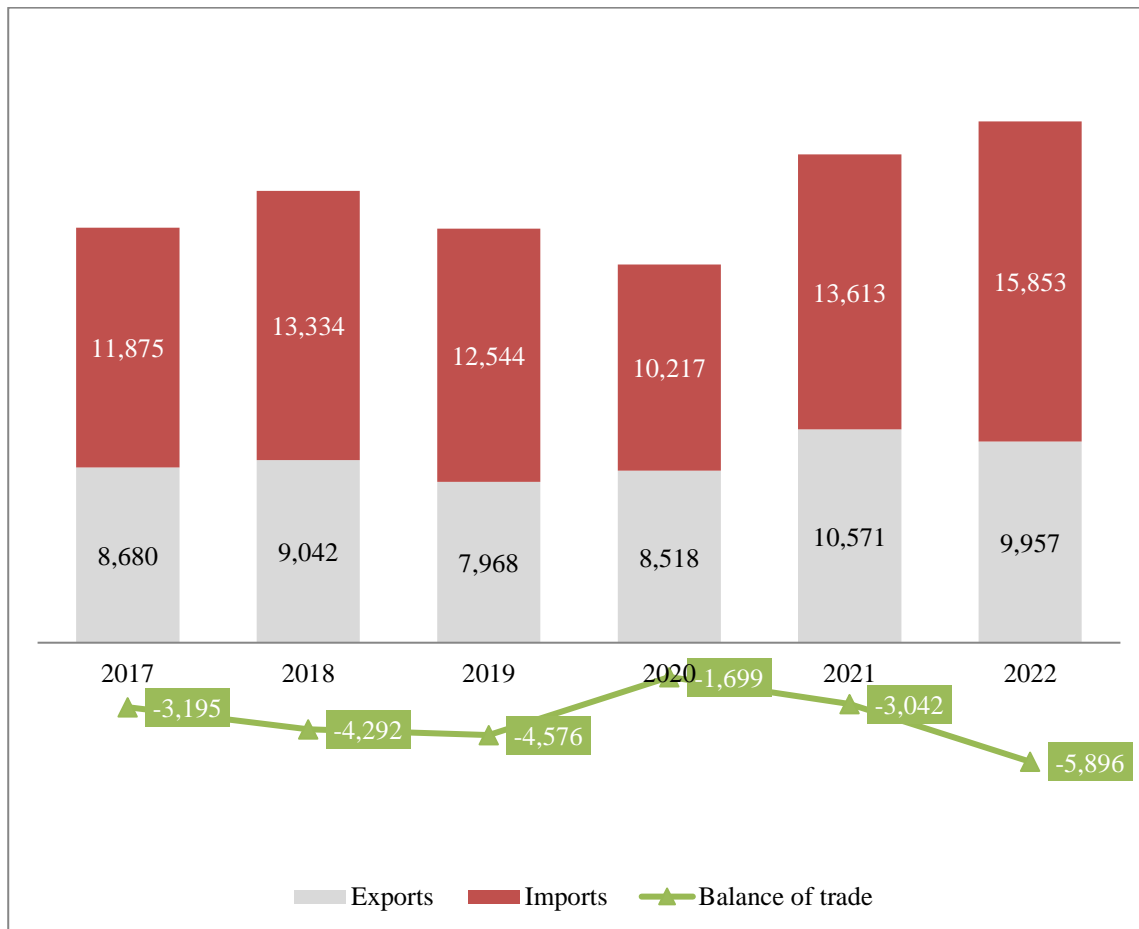
Paraguay
de la gente

Subsecretaría de Estado de Economía

Overall trade detailed series

January-December 2017-2022

Millions (USD)



Source: Directorate of Integration – Department of Commerce Strategies, based on data reported by the Central Bank of Paraguay

Notes: (*) Exports expressed as FOB value
(**) Imports expressed as CIF value





TETĀ VIRU
MOHENDĀPY
Motenondcha
Ministerio de
HACIENDA

TETĀ REKUÁI
GOBIERNO NACIONAL

Paraguay
de la gente

Subsecretaría de Estado de Economía

Summary of the Paraguayan International Trade

Exports (FOB)

- January-December 2021: USD 10.5 billion
- January-December 2022: USD 9.9 billion
- Growth in value: USD -614 million
- Growth in percentage: -5.8%

Countries or trade blocs that mostly impacted on exports growth

- Russia (USD -400 million)
- MERCOSUR (USD -370 million)
- ASEAN (USD 94 million)

Products that mostly impacted on exports outcome

- Soybeans (USD -1.7 billion)
- Soy flour (USD -178 million)
- Maize (USD 680 million)

Source: Directorate of Integration – Department of Commerce Strategies, based on data reported by the Central Bank of Paraguay

Imports (CIF)

- January-December 2021: USD 13.6 billion
- January-December 2022: USD 15.8 billion
- Growth in value: USD 2.2 billion
- Growth in percentage: 16.5%

Countries or trade blocs that mostly impacted on imports growth

- USMCA (USD 615 million)
- China (USD 518 million)

Products that mostly impacted on imports outcome

- Fuels (USD 799 million)
- Insecticides (USD 123 million)
- Land machinery (USD -44 million)

Source: Directorate of Integration – Department of Commerce Strategies, based on data reported by the Central Bank of Paraguay

