



TETÁ VIRU
MOHENDAPY
Ministerio de
HACIENDA

TETÁ REKUÁI
GOBIERNO NACIONAL

Paraguay
de la gente

Subsecretaría de Estado de Economía

TRADE INDICATORS OF PARAGUAY

June 2023



Source: Directorate of Integration – Department of Commerce Strategies, based on data reported by the Central Bank of Paraguay

Note: (*) Total trade (exports expressed in FOB + imports expressed in CIF)





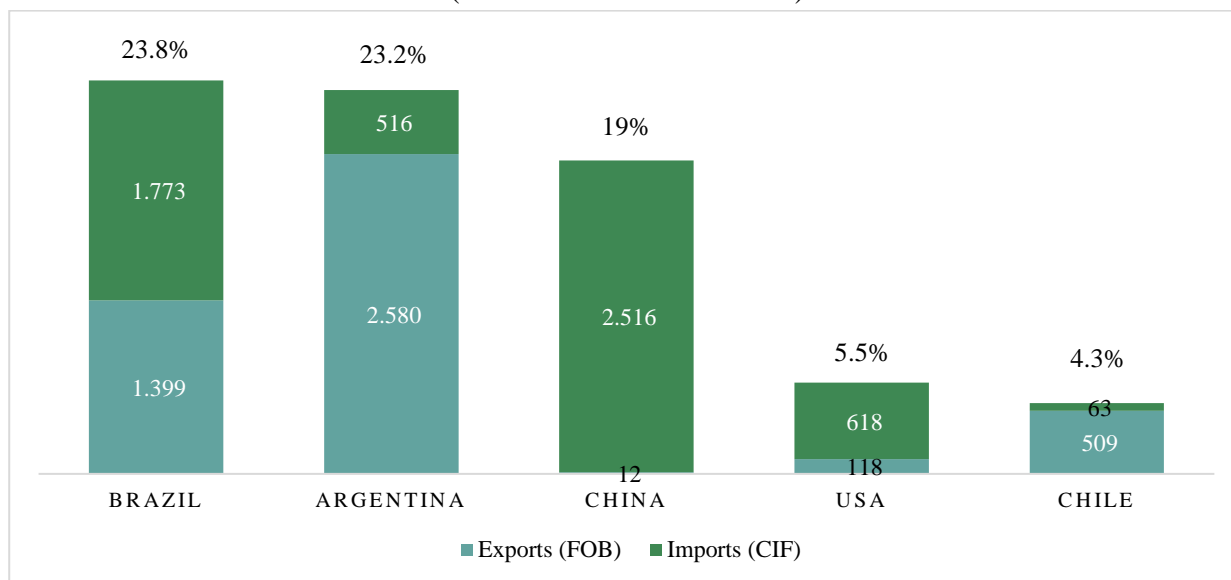
Subsecretaría de Estado de Economía

Top trading partners of Paraguay

January-June 2023

Share in total trade

(Numbers in millions USD)

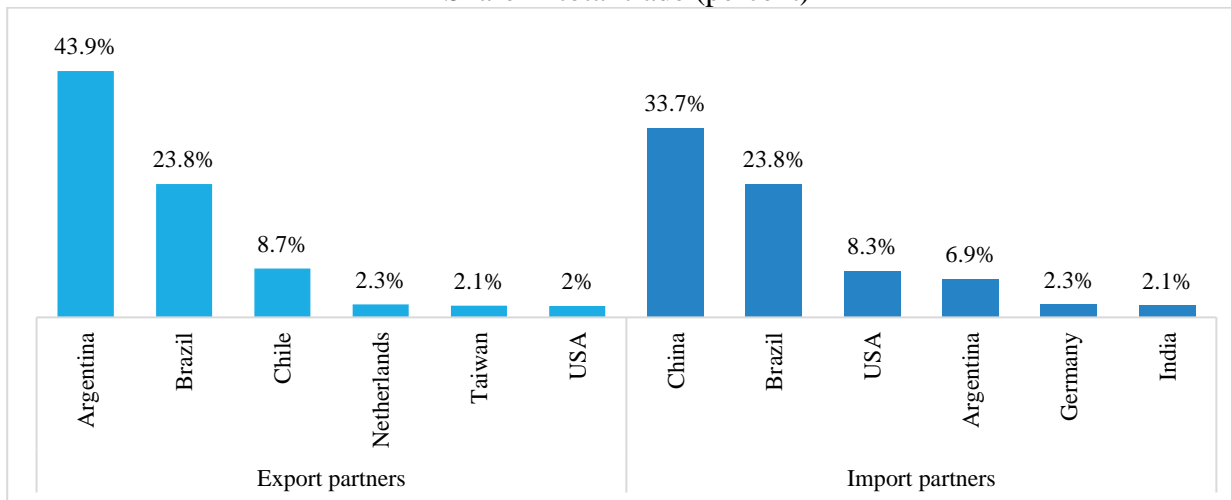


Source: Directorate of Integration – Department of Commerce Strategies, based on data reported by the Central Bank of Paraguay

Top import and export partners of Paraguay

January-June 2023

Share in total trade (percent)



Source: Directorate of Integration – Department of Commerce Strategies, based on data reported by the Central Bank of Paraguay





TETÁ VIRU
MOHENDAPY
Ministerio de
HACIENDA

TETÁ REKUÁI
GOBIERNO NACIONAL

Paraguay
de la gente

Subsecretaría de Estado de Economía

Top traded products

January-June 2023

Exports (in millions) USD FOB	2022	2023	Percent change
Soybeans	956	2,072	116.8
Electricity (hydropower) ¹	740	769	3.9
Beef (refrigerated)	472	394	-16.7

Imports (in millions) USD CIF	2022	2023	Percent change
Petrol oil	1,056	996	-5.7
Telephone devices	695	980	40.9
Automobiles	280	261	-6.8

Source: Directorate of Integration – Department of Commerce Strategies, based on data reported by the Central Bank of Paraguay

¹ 100% of electric power generated and sold by Paraguay comes from its hydraulic power plants.





TETĀ VIRU
MOHENDAPY
Ministerio de
HACIENDA

TETĀ REKUÁI
GOBIERNO NACIONAL

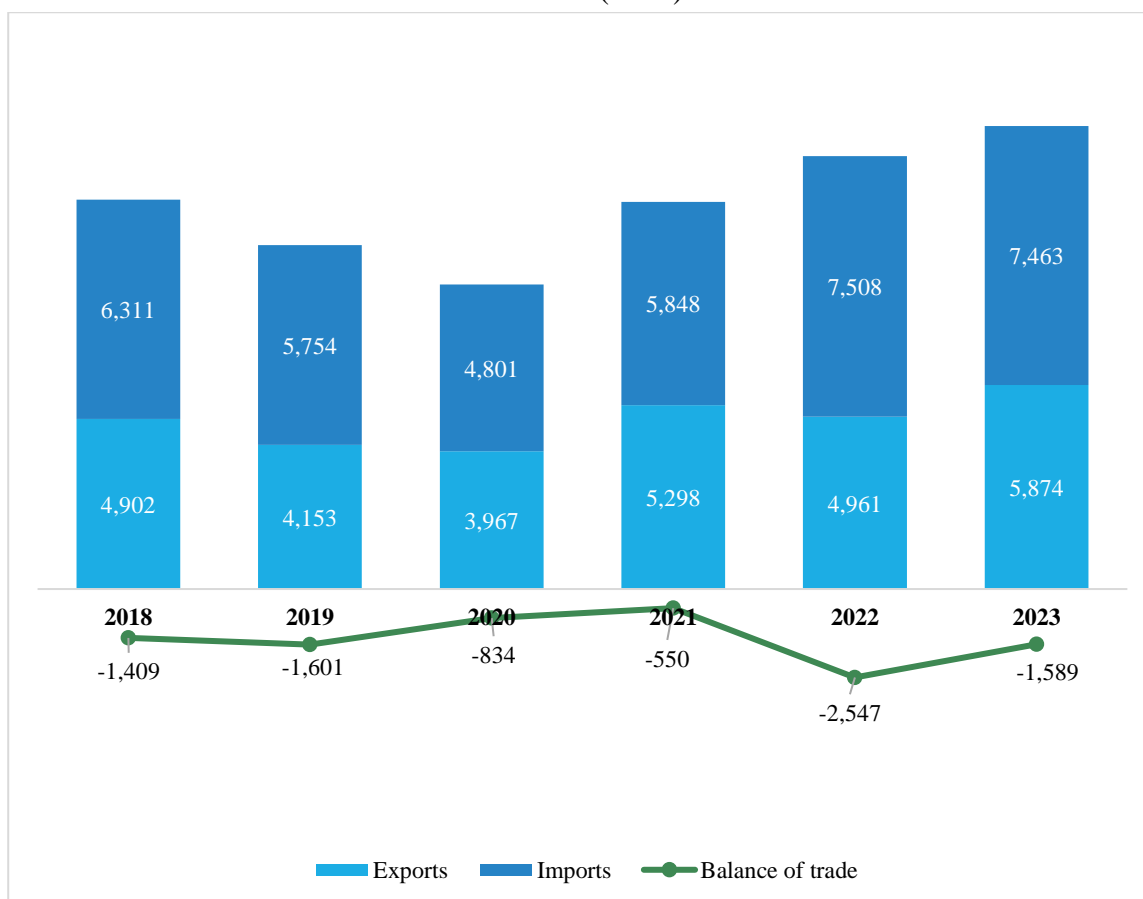
Paraguay
de la gente

Subsecretaría de Estado de Economía

Overall trade detailed series

January – June 2018-2023

Millions (USD)



Source: Directorate of Integration – Department of Commerce Strategies, based on data reported by the Central Bank of Paraguay

Notes: (*) Exports expressed as FOB value
(**) Imports expressed as CIF value





Subsecretaría de Estado de Economía

Summary of the Paraguayan International Trade

Exports (FOB)

- January-June 2023: USD 5.8 billion
- January-June 2022: USD 4.9 billion
- Growth in value: USD 913 million
- Growth in percentage: 18.4%

Countries or trade blocs that mostly impacted on exports growth

- MERCOSUR (USD 1.1 billion)
- Countries associated to Mercosur (USD 80 million)

Products that mostly impacted on exports outcome

- Soy (USD 1.1 billion)
- Rice (USD 70 million)

Source: Directorate of Integration – Department of Commerce Strategies, based on data reported by the Central Bank of Paraguay

Imports (CIF)

- January-June 2023: USD 7.4 billion
- January-June 2022: USD 7.5 billion
- Growth in value: USD -44 million
- Growth in percentage: -0.6%

Countries or trade blocs that mostly impacted on imports growth

- China (USD 168 million)
- Russia (USD -128 million)

Products that mostly impacted on imports outcome

- Telephone devices (USD 284 million)
- Petrol oil (USD -61 million)

Source: Directorate of Integration – Department of Commerce Strategies, based on data reported by the Central Bank of Paraguay

