



TETĀ VIRU
MOHENDAPY
Motenondcha
Ministerio de
HACIENDA

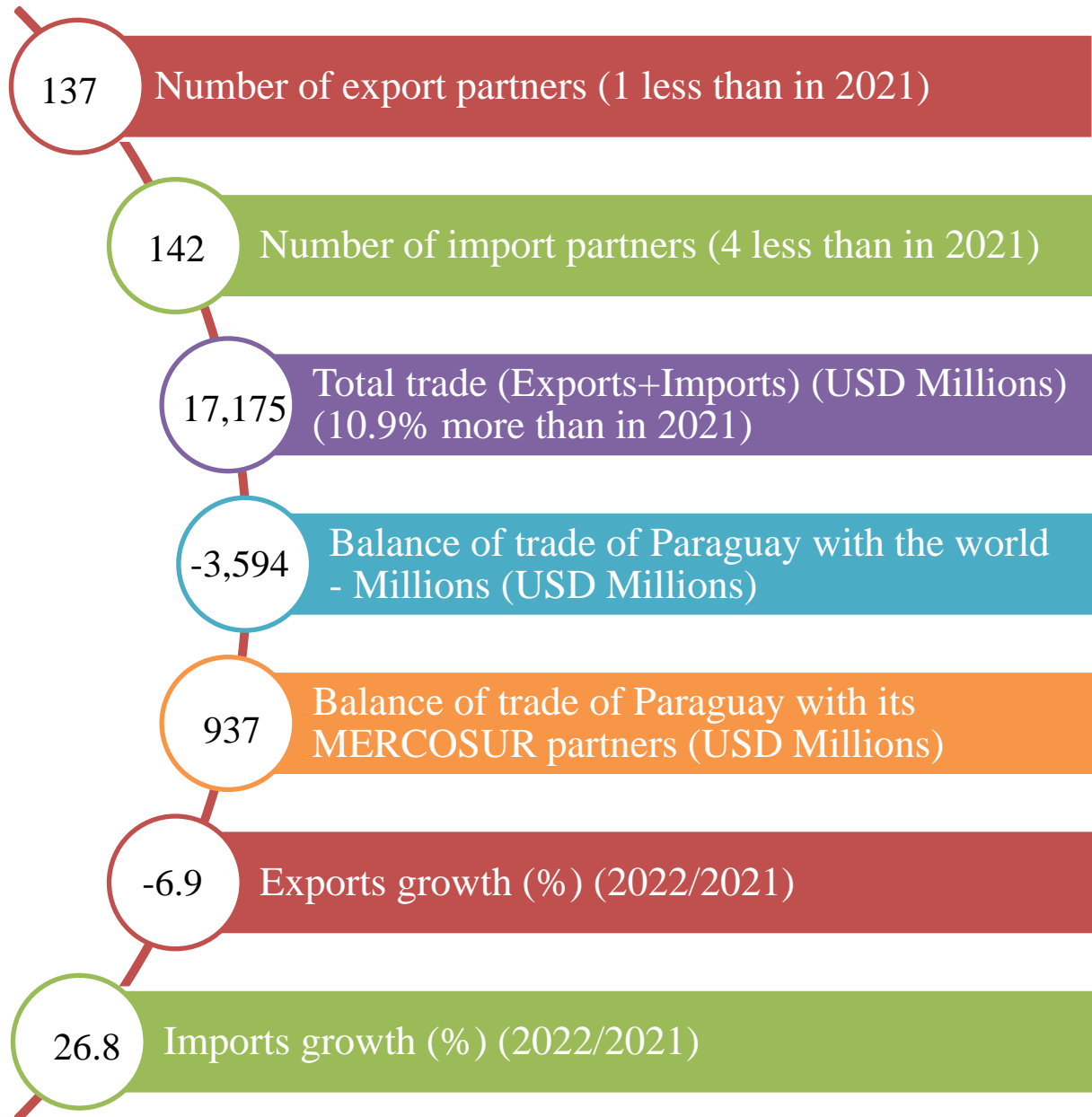
■ TETĀ REKUĀI
■ GOBIERNO NACIONAL

Paraguay
de la gente

Subsecretaría de Estado de Economía

TRADE INDICATORS OF PARAGUAY

August 2022



Source: Directorate of Integration – Department of Commerce Strategies, based on data reported by the Central Bank of Paraguay



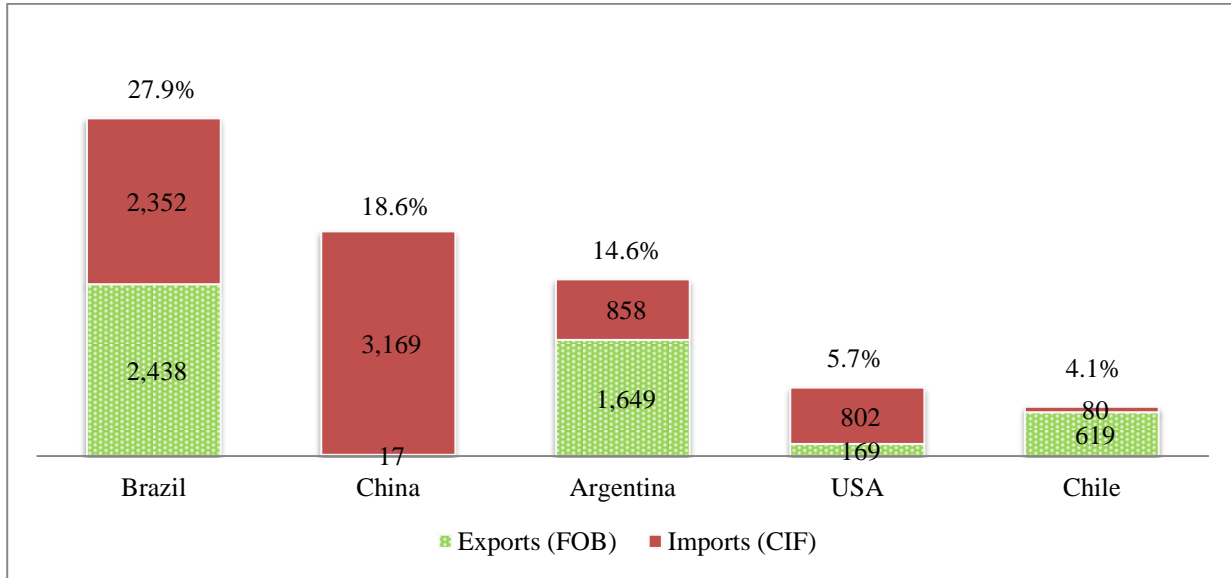


Subsecretaría de Estado de Economía

Top trading partners of Paraguay

January-August 2022

Share in total trade (percent)

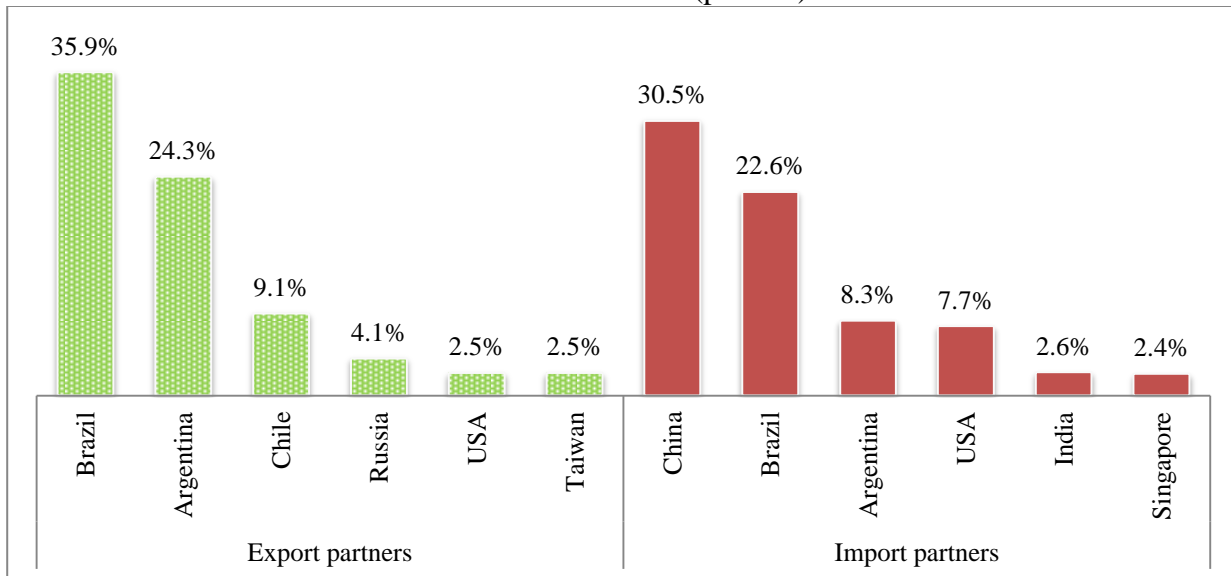


Source: Directorate of Integration – Department of Commerce Strategies, based on data reported by the Central Bank of Paraguay

Top import and export partners of Paraguay

January-August 2022

Share in total trade (percent)



Source: Directorate of Integration – Department of Commerce Strategies, based on data reported by the Central Bank of Paraguay

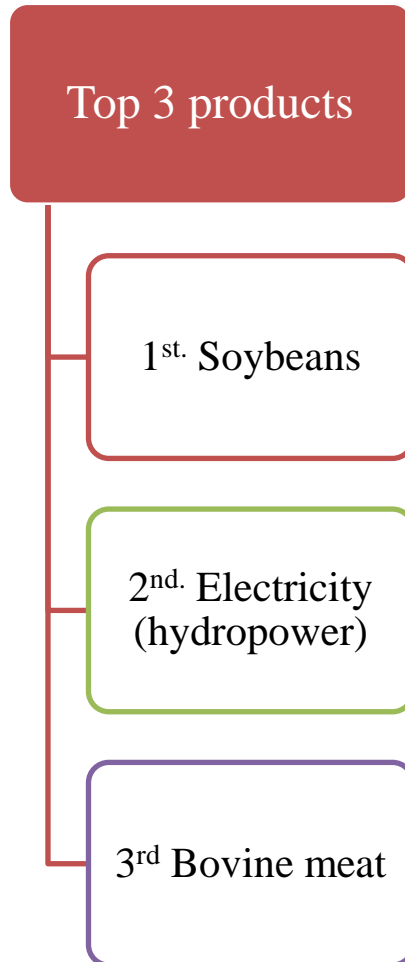




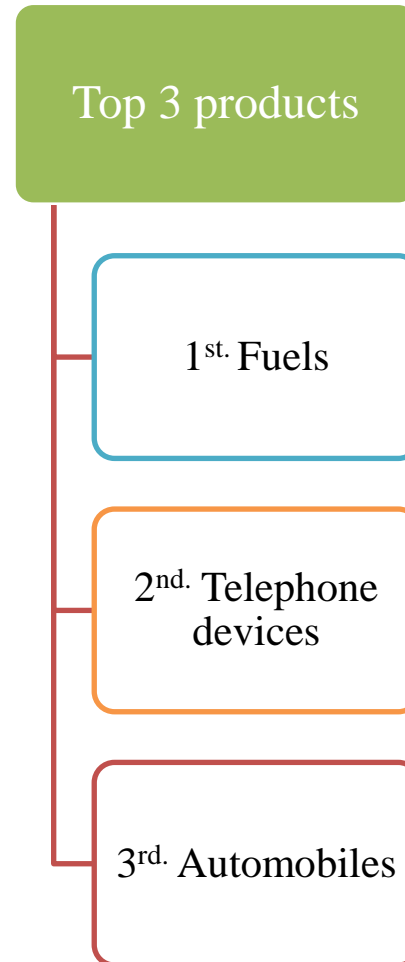
Subsecretaría de Estado de Economía

Top traded goods
January-August 2022

Exports



Imports



Source: Directorate of Integration – Department of Commerce Strategies, based on data reported by the Central Bank of Paraguay



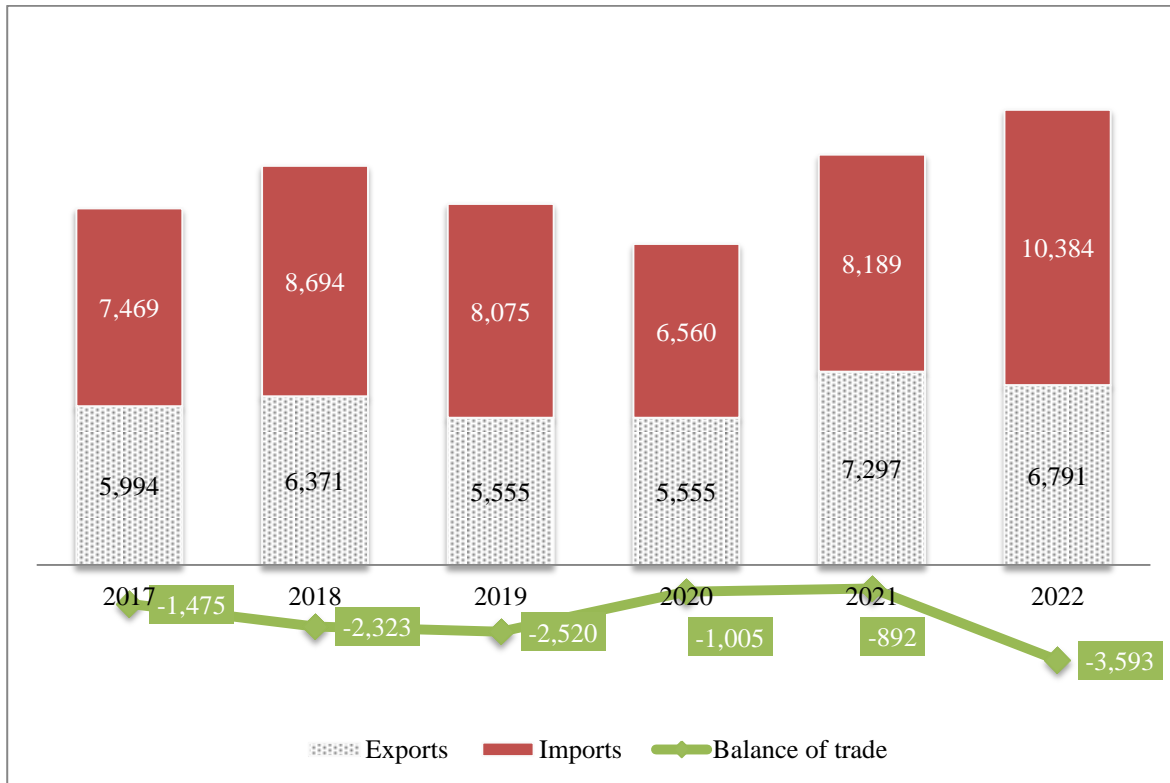


Subsecretaría de Estado de Economía

Overall trade detailed series

January-August 2017-2022

Millions (USD)



Source: Directorate of Integration – Department of Commerce Strategies, based on data reported by the Central Bank of Paraguay

Notes: (*) Exports expressed as FOB value
(**) Imports expressed as CIF value





Subsecretaría de Estado de Economía

Summary of the Paraguayan International Trade

Exports (FOB)

- January-August 2021: USD 7,297 million
- January-August 2022: USD 6,791 million
- Change in value: USD -506 million
- Percent change: -6.9%

Countries or trade blocs that mostly impacted on exports growth

- Russia (USD -285 million)
- MERCOSUR (USD -203 million)
- ASEAN (USD 96 million)

Products that mostly impacted on exports outcome

- Soybeans (USD -1,235 million)
- Electric power (USD -92 million)
- Maize (USD 195 million)

Source: Directorate of Integration – Department of Commerce Strategies, based on data reported by the Central Bank of Paraguay

Imports (CIF)

- January-August 2021: USD 8,189 million
- January-August 2022: USD 10,384 million
- Change in value: USD 2,195 million
- Percent change: 26.8%

Countries or trade blocs that mostly impacted on imports growth

- China (USD 750 million)
- MERCOSUR (USD 508 million)

Products that mostly impacted on imports outcome

- Petroleum oil (USD 575 million)
- Insecticides (USD 131 million)
- Land machinery (USD -44 million)

Source: Directorate of Integration – Department of Commerce Strategies, based on data reported by the Central Bank of Paraguay

